



SCHLÖSSER®

Heiztechnik Gruppe Polska
spółka z ograniczoną odpowiedzialnością sp.k.



DESIGN, QUALITY, INDEPENDENCE

PRODUCT CATALOGUE 2017



COMPLETE INTERIORS

In interior design details create harmony. Stylish, original, attention-grabbing – they determine the character of a given interior, bring the design together, make up the whole. Our fittings are the last detail that makes your world ideal.

It's time for details! Perfection depends on small things...

HOW TO READ THE CATALOGUE?

Check out the current offer presented in the catalogue. The new way of presentation means that selecting the right product has been made even easier.

GENERAL PICTOGRAMS


- S** Product in the Standard group separated based on the discounting method. The group includes the basic assortment (attractive prices, standard finishes, availability).
- E** Product in the Exclusive group separated based on the discounting method. The group includes non-standard assortment (decorative finishes, colours, custom-made goods, higher prices).

 additional information

RAL/SPECIAL

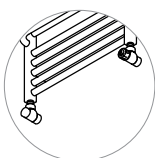
assortment available in the RAL pallet colours and structural finishes.

Detailed information on ordering painted products can be found in the Painted assortment section, page 112-134.

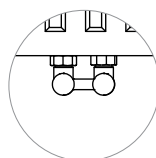
 Arrows indicate the configuration of the sides of the supply and return pipe in the product or set.

CONNECTION DIAGRAMS

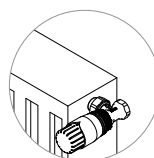
Miniature drawings present the typical method of connection of a given set/valve.



Angle pattern



H-valve



Angle thermostatic set

THERMOSTATIC HEADS PICTOGRAMS

- SH** Compatible with all Schösser valves, as well as other valves with M30x1,5 connection thread and 11,5 mm closing dimension
- HT** Compatible with Herz valves
- C** Compatible with Comap valves
- DZ** Compatible with Danfoss RA-N inserts and valves
- DR** Compatible with Danfoss RTD-N inserts and valves

INDEX

About the company

6

Thermostatic Heads

8

Standard Valves

20

Standard Valve Sets

28

Exclusive Valves

34

Exclusive Valve Sets

52

Underfloor Heating

88

Sanitary Fittings

98

Accessories

102

Painted Assortment

112

Charitable Activity

134


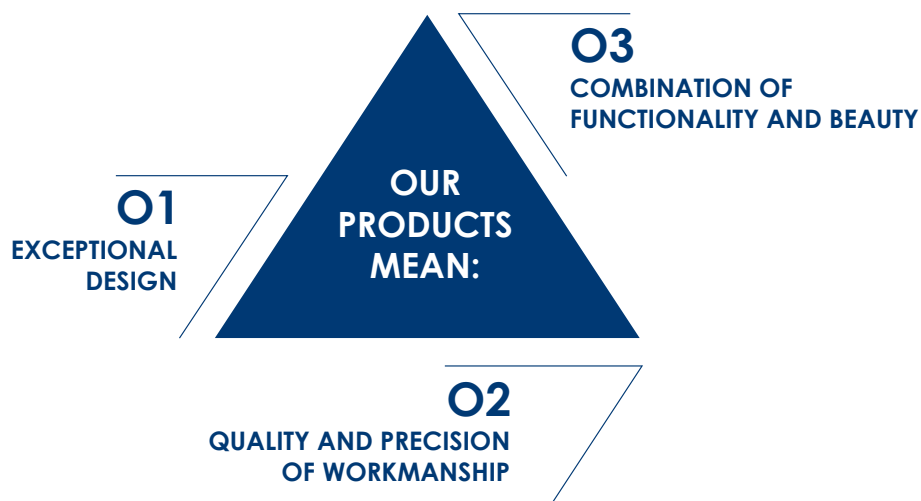
OUR PHILOSOPHY – YOUR STYLE

Schlosser Heiztechnik Gruppe Polska Sp. z o.o. Sp.k. is a manufacturer of thermostatic heads and heating accessories.

6

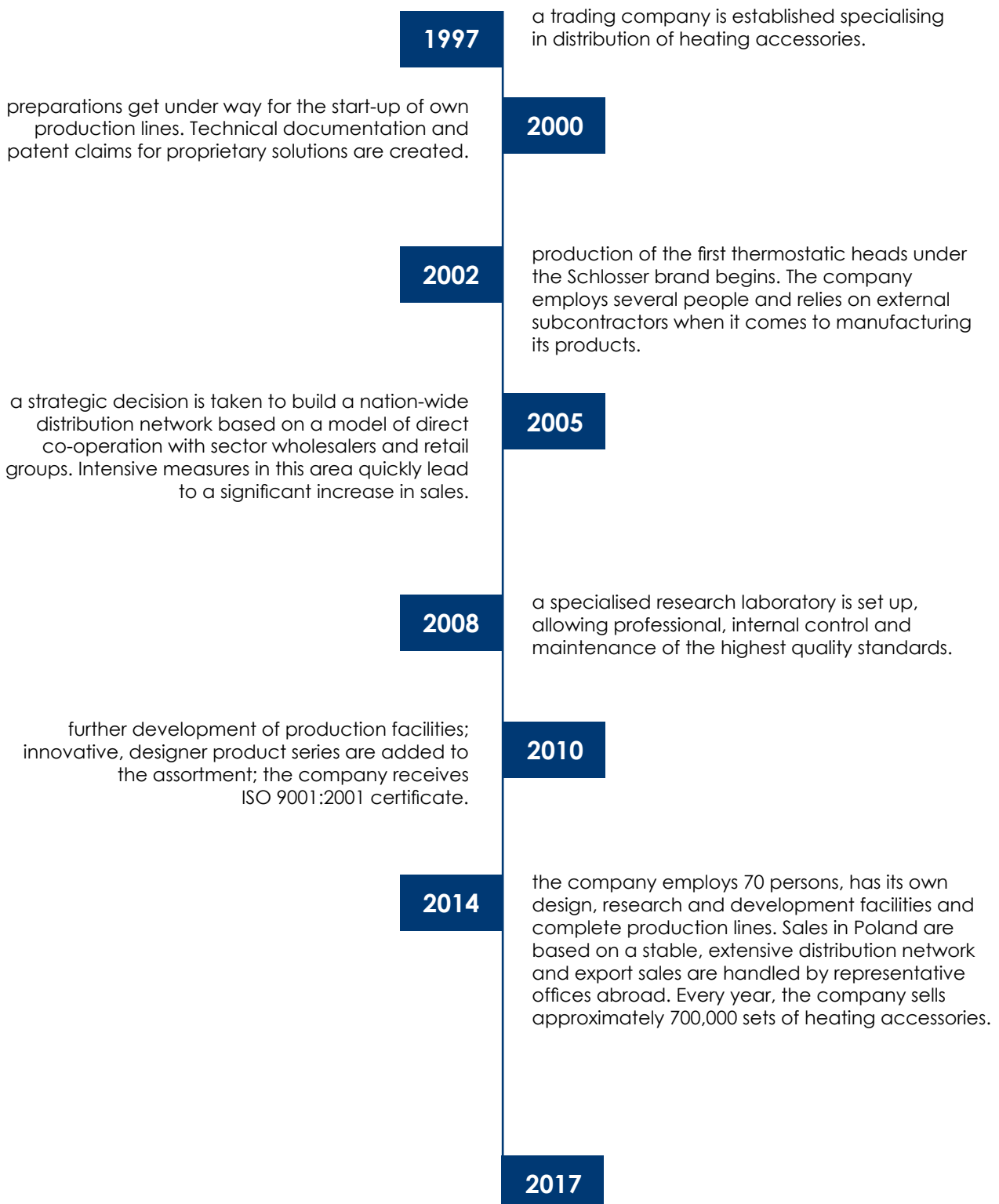
We offer series of elegant and attractive products available in a wide range of colours. Thanks to a variety not provided by any other manufacturer our offer is among the most interesting in the Polish market.

We follow the imagination of our customers and surprise with our flexibility. We help create fascinating interiors with passion. We are both innovative and pragmatic.



HISTORY OF THE COMPANY

Schlösser Heiztechnik Gruppe Polska sp. z o.o. sp.k. is a polish manufacturer of heating accessories. What makes us unique? Experience, passion and great dreams.



THERMOSTATIC HEADS

Thermostatic heads are Schlösser flagship products. We offer them in variety of patterns and colours which is uncommon for what other manufacturers offer. Whatever the technical or design demands for heating installation are we are able to meet Your needs.

- **Economy-type**, building investment head and **up-market decorative ones**. Thermostatic heads are available in all RAL palette colours, in gloss and matt finishes.
- **Thermostatic heads with capillary** where the temperature measuring element is located outside the head, and is connected by means of a special capillary.
- **Programmable electronic head** – simple to operate, universal programmable thermostat regulating the work of radiators.

At the request of customers we offer heads with:

- personalised logo
- anti-theft protection
- blockade and temperature limitation to any range chosen, e.g. 8 -16°C, 0-24°C, 16-30°C.

Thermostatic Heads Invest _____	10
Thermostatic Heads Diamant _____	11
Thermostatic Heads Diamant Plus _____	12
Thermostatic Heads Brillant _____	13
Thermostatic Heads Brillant Invest _____	15
Programmable Electronic Heads _____	16
Thermostatic Heads Mini _____	17
Thermostatic Heads With Capillary _____	18



THERMOSTATIC HEADS

THERMOSTATIC HEADS INVEST



Thermostatic heads in a set with a thermostatic valve or radiator insert regulate the ambient temperature by changing the flow of the heating medium through the radiator. They allow individual regulation of temperature in separate rooms and **reduce energy consumption.**

10



Thermostatic Head
600100030

Product code	Colour	Connection thread	Important notice	Additional information
600100030	White	M30x1,5		Compatible with all Schlösser valves, as well as other valves with M30x1,5 connection thread and 11,5 mm closing dimension
600100031	Metallised	M30x1,5	Do not clean the head with chemicals	
600600010	White	M30x1,5	Special large quantity offer*	

Thermostatic Head Diamant SH 600100001



* minimum order quantity 1 000 pcs

THERMOSTATIC HEADS DIAMANT

For orders of 500 pcs
and more
the thermostatic heads
can come with
your OWN LOGO!



Thermostatic Head
600100001

Product code	Colour	Connection thread	Additional information
600100001	White	M30x1,5	Compatible with all Schlösser valves, as well as other valves with M30x1,5 connection thread and 11,5 mm closing dimension
600100002	White	M28x1,5	Compatible with Herz valves
600100003	White	M28x1,5	Compatible with Comap valves



Thermostatic Head DZ
600100004

Product code	Colour	Connection thread	Additional information
600100004	White	RA-N	Compatible with Danfoss RA-N inserts and valves



Thermostatic Head DR
600100005

Product code	Colour	Connection thread	Additional information
600100005	White	RTD-N	Compatible with Danfoss RTD-N inserts and valves

THERMOSTATIC HEADS

THERMOSTATIC HEADS DIAMANT PLUS

12



Thermostatic head SH
600100011

Product Code	Colour	Connection thread	Additional information
600100011	White-Chrome	M30x1,5	Compatible with all Schlösser valves, as well as other valves with M30x1,5 connection thread and 11,5 mm closing dimension
600100012	White-Chrome	M28x1,5	Compatible with Herz valves
600100013	White-Chrome	M28x1,5	Compatible with Comap valves
600100017	White	M28x1,5	Compatible with Herz valves
600100018	White	M28x1,5	Compatible with Comap valves



Thermostatic head DZ
600100014

Product Code	Colour	Connection thread	Additional information
600100014	White-Chrome	RA-N	Compatible with Danfoss RA-N inserts and valves
600100019	White	RA-N	



Thermostatic head DR
600100015

Product Code	Colour	Connection thread	Additional information
600100015	White-Chrome	RTD-N	Compatible with Danfoss RTD-N inserts and valves
600100020	White	RTD-N	

Order heads with individually selected range of temperatures or anti-theft protection.

THERMOSTATIC HEADS BRILLANT



Thermostatic head
600200003

Product Code	Colour	Connection thread	Additional information	
600200001	White-Chrome	M30x1,5	Compatible with all Schlösser valves, as well as other valves with M30x1,5 connection thread and 11,5 mm closing dimension	
600200002	White	M30x1,5		
600200003	Chrome	M30x1,5		
600200004	Satin	M30x1,5		
600200005	Steel	M30x1,5		
600200007	Gold	M30x1,5		
600200011	Black Chrome	M30x1,5		
600200012	Antique copper	M30x1,5		
600200013	Antique brass	M30x1,5		
600300001	White-Chrome	M28x1,5		Compatible with Herz valves
600300002	White	M28x1,5		
600300003	Chrome	M28x1,5		
600300004	Satin	M28x1,5		
600300005	Steel	M28x1,5		
600400001	White-Chrome	M28x1,5	Compatible with Comap valves	
600400002	White	M28x1,5		
600400003	Chrome	M28x1,5		
600400004	Satin	M28x1,5		
600400005	Steel	M28x1,5		

THERMOSTATIC HEADS

THERMOSTATIC HEADS BRILLANT

14



Thermostatic head DZ
600500007

Product Code		Colour	Connection thread		Additional information
600500001	E	White – Chrome	RA-N	DZ	
600500004	E	White	RA-N	DZ	
600500007	E	Chrome	RA-N	DZ	Compatible with Danfoss RA-N inserts and valves
600500009	E	Satin	RA-N	DZ	
600500011	E	Steel	RA-N	DZ	



Thermostatic head DR
600500008

Product Code		Colour	Connection thread		Additional information
600500002	E	White – Chrome	RTD-N	DR	
600500005	E	White	RTD-N	DR	
600500008	E	Chrome	RTD-N	DR	Compatible with Danfoss RTD-N inserts and valves
600500010	E	Satin	RTD-N	DR	
600500012	E	Steel	RTD-N	DR	

THERMOSTATIC HEADS BRILLANT INVEST



Thermostatic head
60060004

Product Code	Colour	Connection thread	Additional information
60060003	White	M30 x 1,5	Compatible with all Schläsler valves, as well as other valves with M30x1,5 connection thread and 11,5 mm closing dimension
60060004	White – Chrome	M30 x 1,5	



Thermostatic head
60060006

Product Code	Colour	Connection thread	Additional information
60060005	White	M30 x 1,5	Compatible with all Schläsler valves, as well as other valves with M30x1,5 connection thread and 11,5 mm closing dimension
60060006	White – Chrome	M30 x 1,5	
60060009	Chrome	M30 x 1,5	

Thermostatic head Mini DZ 601100050



THERMOSTATIC HEADS

PROGRAMMABLE ELECTRONIC HEADS



Schlösser electronic head is a programmable thermostat that regulates radiators' work. It's easy to montage, handle, and may be used universally (it can be connected with all M30x1.5 threaded valves and through a special adapter with RA Danfoss valves). Electronic head ensures quick adjustment of a room temperature and significant energy savings.





16

Advantages of using programmable electronic head:

- very easy assembly and programming
- possibility of setting 8 different heating programmes for a day (e.g. 4 heating and 4 economic periods)
- possibility of setting different heating programs for every day of a week
- information about currently running heating program
- automatic freezing protection – when temperature falls below 6°C the head opens the valve. The flow of the heating medium is increased till the moment when the room temperature rises up to 8°C.
- automatic limescale protection
- self-acting valve closure as a response for sudden change of temperature in a room (after opening the window for example)
- TRAVEL function which enables keeping set room temperature during whole the time of a trip
- information about necessity of battery replacement
- possibility of blocking the buttons in order to protect heating system from an unauthorized use
- wide temperature operating scale: up to 8-28°C
- multifunctional LCD display



Programmable electronic
thermostatic head
60110001

Product Code	Colour	Temperature regulation range (°C)	Connection thread	Additional information
60110001	 White	10-28	M30x1,5 	Compatible with all Schlösser valves, as well as other valves with M30x1,5 connection thread and 11,5 mm closing dimension
60110004	 White	10-28	RA-N 	Compatible with Danfoss RA-N inserts and valves

THERMOSTATIC HEADS MINI



Thermostatic head Mini Brillant SH
601100030

17

Product Code	Colour	Connection thread	Additional information
601100027	E Gold matt	M30x1,5	Compatible with all Schlässer valves, as well as other valves with M30x1,5 connection thread and 11,5 mm closing dimension
601100030	E White-Chrome	M30x1,5	
601100031	E White	M30x1,5	
601100034	E Chrome	M30x1,5	
601100035	E Satin	M30x1,5	
601100036	E Steel	M30x1,5	
601100037	E Antique copper	M30x1,5	
601100038	E Antique brass	M30x1,5	



Thermostatic head Mini Diamant
601100033

Product Code	Colour	Connection thread	uwagi	Additional information
601100033	S White	M30x1,5	SH	Compatible with all Schlässer valves, as well as other valves with M30x1,5 connection thread and 11,5 mm closing dimension
601100048	S White	RA-N	DZ	Compatible with Danfoss RA-N inserts and valves
601100053	S Metallised	M30x1,5	SH	Do not clean the head with chemicals Compatible with all Schlässer valves, as well as other valves with M30x1,5 connection thread and 11,5 mm closing dimension

THERMOSTATIC HEADS

THERMOSTATIC HEADS MINI

18



Thermostatic head Mini Dz
601100049

Product Code	Colour	Connection thread	Additional information
601100049	White	RA-N	Compatible with Danfoss RA-N inserts and valves
601100050	White – Chrome	RA-N	

THERMOSTATIC HEADS WITH CAPILLARY



Thermostatic heads with capillary are used for regulating water or air temperature in exchange systems, air heaters or in mixed underfloor heating systems.

In the case of a surface sensor the actual temperature affecting the liquid sensor is significantly affected by its positioning and fixing method. It is recommended that:

- the sensor should be placed directly in the air stream,
- the sensor should be affixed to the pipe surface by means of clamps or to the container with the heating medium by means of a pipe pocket found on the container and immersed in water, made leak-tight using a gland seal.



Thermostatic head Diamant
with remote sensor
600100009

Product Code	Colour	Temperature regulation range (°C)	Connection thread	Additional information
600100009	White	8 - 30	M30x1,5	Compatible with all Schloßer valves, as well as other valves with M30x1,5 connection thread and 11,5 mm closing dimension

THERMOSTATIC HEADS WITH CAPILLARY



Thermostatic head
with surface sensor
600100010

19

Product Code	Colour	Temperature regulation range (°C)	Connection thread	Additional information
600100010	S White	20 - 60	M30x1,5 SH	Compatible with all Schlässer valves, as well as other valves with M30x1,5 connection thread and 11,5 mm closing dimension



Thermostatic head Brilliant
with remote sensor SH
600200016

Product Code	Colour	Temperature regulation range (°C)	Connection thread	Additional information
600200016	E White - Chrome	8 - 30	M30x1,5 SH	Compatible with all Schlässer valves, as well as other valves with M30x1,5 connection thread and 11,5 mm closing dimension



Thermostatic head
with surface sensor
600200017

Product Code	Colour	Temperature regulation range (°C)	Connection thread	Additional information
600200017	E White - Chrome	20 - 60	M30x1,5 SH	Compatible with all Schlässer valves, as well as other valves with M30x1,5 connection thread and 11,5 mm closing dimension

STANDARD VALVES

The Standard series includes thermostatic valves, manual valves, lockshield valves and H-valves. These products come in various configurations and connection patterns allowing their adjustment to the different types of heating systems.

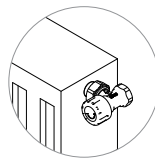
Thermostatic Valves _____	22
Lockshield Valves _____	23
Manual Valves _____	24
H-Valves _____	26

DREAM BIG
LIVE SIMPLY
GIVE LOVE
LAUGH LOTS
BE GRATEFUL

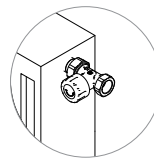


STANDARD VALVES

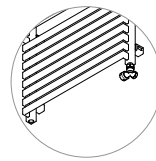
THERMOSTATIC VALVES



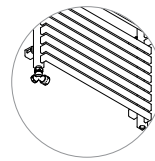
Thermostatic valve angle



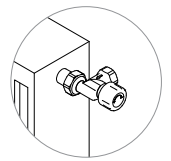
Thermostatic valve straight



Thermostatic valve side-angle right



Thermostatic valve side-angle left



Thermostatic valve axial

! **Thermostatic valves** are suitable for connecting to a central heating radiator on the supply pipe. They are compatible with all Schlösser heads as well as other heads with M30x1,5 connection thread and 11,5 mm closing dimension. These valves allow pre-setting which ensures optimal distribution of water in the system, thus increasing comfort and reducing energy consumption.

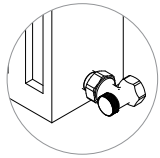


Thermostatic valve, straight
601200004

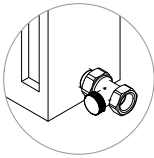


Thermostatic valve, angle
601200005

Product Code	Colour	Pipe connection	Radiator connection	Pattern	Left side	Right side	Additional information
601200003	S Nickel plated	1/2"	1/2"	axial			
601200008	S Nickel plated	M22 x 1,5	1/2"	axial			
601200018	S Nickel plated	3/8"	3/8"	axial			
601200002	S Nickel plated	3/8"	3/8"	angle			
601200005	S Nickel plated	1/2"	1/2"	angle			
601200010	S Nickel plated	M22 x 1,5	1/2"	angle			Pipe connectors for the valve need to be ordered separately, listed on page: 104-106
601200001	S Nickel plated	3/8"	3/8"	straight			
601200004	S Nickel plated	1/2"	1/2"	straight			
601200009	S Nickel plated	M22 x 1,5	1/2"	straight			Pipe connectors for the valve need to be ordered separately, listed on page: 104-106
601200007	S Nickel plated	1/2"	1/2"	side-angle left	↑		
601200012	S Nickel plated	M22 x 1,5	1/2"	side-angle left	↑		Pipe connectors for the valve need to be ordered separately, listed on page: 104-106
601200006	S Nickel plated	1/2"	1/2"	side-angle right		↑	
601200011	S Nickel plated	M22 x 1,5	1/2"	side-angle right		↑	Pipe connectors for the valve need to be ordered separately, listed on page: 104-106




Lockshield valve angle



Lockshield valve straight

LOCKSHIELD VALVES









Lockshield valves are suitable for connecting to a radiator on the return system pipe. They incorporate the pre-setting function as well, which is used for flow regulating in central heating pipes. 



Lockshield valve, angle
601300002



Lockshield valve, straight
601300004

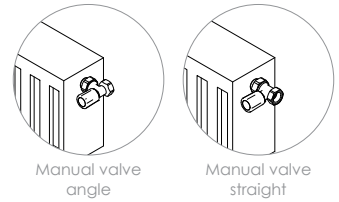
Product Code	Colour	Pipe connection	Radiator connection	Pattern	Additional information
601300001	 Nickel plated	3/8"	3/8"	angle	
601300002	 Nickel plated	1/2"	1/2"	angle	
601300006	 Nickel plated	M22x1,5	1/2"	angle	Pipe connectors for the valve need to be ordered separately, listed on page: 104-106
601300012	 Nickel plated	φ15 mm	1/2"	angle	Solder end φ15 mm Cu
601300003	 Nickel plated	3/8"	3/8"	straight	
601300004	 Nickel plated	1/2"	1/2"	straight	
601300008	 Nickel plated	M22x1,5	1/2"	straight	Pipe connectors for the valve need to be ordered separately, listed on page: 104-106
601300014	 Nickel plated	φ15 mm	1/2"	straight	Solder end φ15 mm Cu

Thermostatic head Diamant SH 600100001



STANDARD VALVES

MANUAL VALVES



Manual valves are suitable for connecting to a radiator on the supply or return pipe. They enable individual shut off or replacement of the radiator without draining the system. They also enable the pre-setting feature that is used for flow regulation in central heating systems. As a result they combine features of a regulation valve on the supply and lockshield valve on the return.



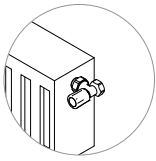
Manual valve, angle
601400002



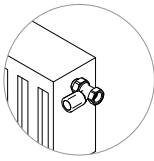
Manual valve, straight
601400004

Product Code	Colour	Pipe connection	Radiator connection	Pattern	Additional information
601400001	S Nickel plated	3/8"	3/8"	angle	
601400002	S Nickel plated	1/2"	1/2"	angle	
601400006	S Nickel plated	M22x1,5	1/2"	angle	Pipe connectors for the valve need to be ordered separately, listed on page. 104-106
601400012	S Nickel plated	φ15 mm	1/2"	angle	Solder end φ15 mm Cu
601400003	S Nickel plated	3/8"	3/8"	straight	
601400004	S Nickel plated	1/2"	1/2"	straight	
601400008	S Nickel plated	M22x1,5	1/2"	straight	Pipe connectors for the valve need to be ordered separately, listed on page. 104-106
601400014	S Nickel plated	φ15 mm	1/2"	straight	Solder end φ15 mm Cu

MANUAL VALVES



Manual valve,
angle



Manual valve,
straight



Manual valve, angle
601400016



Manual valve, straight
601400018

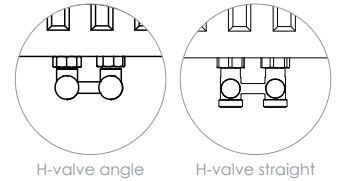
Product Code	Colour	Pipe connection	Radiator connection	Pattern	Additional information
601400015	Nickel plated	3/8"	3/8"	angle	
601400016	Nickel plated	1/2"	1/2"	angle	
601400019	Nickel plated	M22x1,5	1/2"	angle	Pipe connectors for the valve need to be ordered separately, listed on page: 104-106
601400022	Nickel plated	φ15 mm	1/2"	angle	Solder end φ15 mm Cu
601400017	Nickel plated	3/8"	3/8"	straight	
601400018	Nickel plated	1/2"	1/2"	straight	
601400020	Nickel plated	M22x1,5	1/2"	straight	Pipe connectors for the valve need to be ordered separately, listed on page: 104-106
601400024	Nickel plated	φ15 mm	1/2"	straight	Solder end φ15 mm Cu

Lockshield valve angle 601300002



STANDARD VALVES

H-VALVES



H-valves are used for connecting V-type radiators with 50 mm spacing to the central heating system. They come with a pre-setting function and operate as a regulation or shut-off valve. They enable individual shut off or replacement of radiator without draining the system.



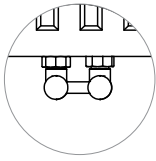
Double H-valve, straight
for a V-type radiator
600700003

Product Code	Colour	Pipe connection	Radiator connection	Pattern	Technical details	Additional information
600700003	Nickel plated	3/4"	3/4"	straight	D=50 mm, Eurocone	Use 1/2 x 3/4 nipple - 603000003 for radiators with 1/2" thread. Pipe connectors for the valve need to be ordered separately, listed on page: p. 104-106
600700005	Nickel plated	3/4"	3/4"	straight	D=50 mm, with a flat gasket	Use 1/2 x 3/4 nipple - 603000040 for radiators with 1/2" thread. Use eurocone - 603000005 for radiators with 3/4" thread. Pipe connectors for the valve need to be ordered separately, listed on page: p. 104-106

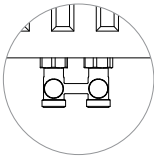


Double H-valve, angle
for a V-type radiator
600700004

Product Code	Colour	Pipe connection	Radiator connection	Pattern	Technical details	Additional information
600700004	Nickel plated	3/4"	3/4"	angle	D=50 mm, Eurocone	Use 1/2 x 3/4 nipple - 603000003 for radiators with 1/2" thread. Pipe connectors for the valve need to be ordered separately, listed on page: p. 104-106
600700006	Nickel plated	3/4"	3/4"	angle	D=50 mm, with a flat gasket	Use 1/2 x 3/4 nipple - 603000040 for radiators with 1/2" thread. Use eurocone - 603000005 for radiators with 3/4" thread. Pipe connectors for the valve need to be ordered separately, listed on page: p. 104-106



H-valve angle




H-valve straight

H-VALVES




Double H-valve, angle
for a V-type radiator
600700023

Product Code	Colour	Pipe connection	Radiator connection	Pattern	Technical details	Additional information
600700023	 White	3/4"	3/4"	angle	D=50 mm, with a flat gasket	Use 1/2 x 3/4 nipple - 603000040 for radiators with 1/2" thread. Use eurocone - 603000005 for radiators with 3/4" thread. Pipe connectors for the valve need to be ordered separately, listed on page: 104-106



Double H-valve, straight
for a V-type radiator
600700022

Product Code	Colour	Pipe connection	Radiator connection	Pattern	Technical details	Additional information
600700022	 White	3/4"	3/4"	straight	D=50 mm, with a flat gasket	Use 1/2 x 3/4 nipple - 603000040 for radiators with 1/2" thread. Use eurocone - 603000005 for radiators with 3/4" thread. Pipe connectors for the valve need to be ordered separately, listed on page: 104-106

STANDARD VALVE SETS

Standard valve sets include thermostatic, lockshield valves and thermostatic heads. Installation of a complete set enables regulation of the water flow in the system in order to keep each room temperature at a certain level.

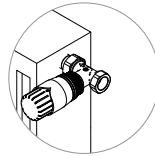
Simplicity always works. The Standard series includes nickel plated or white valves which are set together with white or white-chrome thermostatic heads. The uniform sets guarantee aesthetic appearance of the radiators and the multitude of design solutions means that they may be used in all types of heating systems.

Standard Thermostatic Sets _____	30
Standard Mini Thermostatic Sets _____	31
H-Valve Sets _____	33

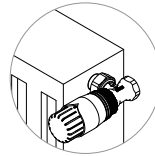


STANDARD VALVE SETS

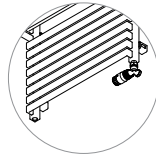
STANDARD THERMOSTATIC SETS



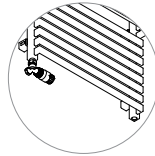
Thermostatic valve straight



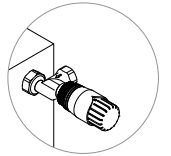
Thermostatic valve angle



Thermostatic valve side-angle right



Thermostatic valve side-angle left



Thermostatic valve axial

Angle thermostatic set 602200001

Set includes: Thermostatic head, thermostatic valve, lockshield valve.



Product Code	Colour	Pipe connection	Radiator connection	Pattern
602200001	S Nickel plated	1/2"	1/2"	angle
602200002	S Nickel plated	1/2"	1/2"	straight

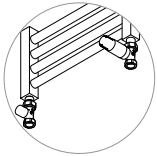
Angle thermostatic set 602200010

Set includes: Thermostatic head, thermostatic valve, lockshield valve.

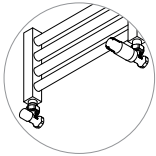


Product Code	Colour	Pipe connection	Radiator connection	Pattern
602200009	S Nickel plated	1/2"	1/2"	angle
602200010	S Nickel plated	1/2"	1/2"	straight

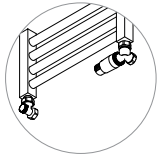
STANDARD MINI THERMOSTATIC SETS



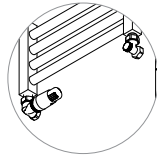
Thermostatic valve mini straight



Thermostatic valve mini angle



Thermostatic valve mini side-angle right




Thermostatic valve mini side-angle left



Angle thermostatic set
602200056

Available finishes:




Set includes: Thermostatic head Mini, thermostatic valve, lockshield valve.

Product Code	Colour	Pipe connection	Radiator connection	Pattern
602200056	S White	1/2"	1/2"	angle
602200060	S Chrome	1/2"	1/2"	angle



Straight thermostatic set
602200057

Available finishes:

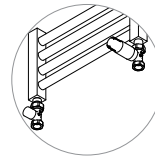


Set includes: Thermostatic head Mini, thermostatic valve, lockshield valve.

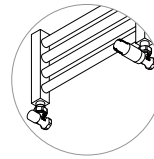
Product Code	Colour	Pipe connection	Radiator connection	Pattern
602200057	S White	1/2"	1/2"	straight
602200061	S Chrome	1/2"	1/2"	straight

STANDARD VALVE SETS

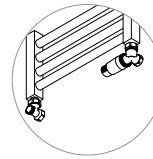
STANDARD MINI THERMOSTATIC SETS



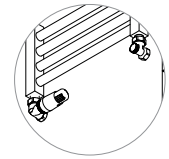
Thermostatic valve mini straight



Thermostatic valve mini angle




Thermostatic valve mini side-angle right



Thermostatic valve mini side-angle left

Side-angle right thermostatic set
602200068

Available finishes:



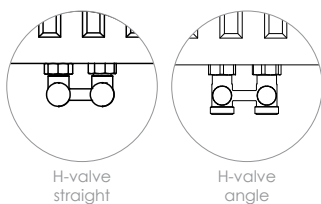
Set includes: Thermostatic head Mini, thermostatic valve, lockshield valve.



Product Code	Colour	Pipe connection	Radiator connection	Pattern	Left side	Right side
602200067	White	1/2"	1/2"	side-angle left	↑	↓
602200069	Chrome	1/2"	1/2"	side-angle left	↑	↓
602200066	White	1/2"	1/2"	side-angle right	↓	↑
602200068	Chrome	1/2"	1/2"	side-angle right	↓	↑

Thermostatic head Diamant SH 600100001





H-VALVE SETS



Double H-Valve with Diamant thermostatic head for a V-type radiator, angle
600800017

Set includes: Thermostatic head Diamant white, angle H-valve, nipples 1/2x3/4 - 2 pcs.

Product Code	Colour	Pipe connection	Radiator connection	Pattern	Nipple 1/2x3/4
600800017	S Nickel plated	3/4"	3/4"	angle	yes
600800018	S Nickel plated	3/4"	3/4"	straight	yes



Double H-Valve with Diamant thermostatic head for a V-type radiator, angle
600800019

Set includes: Thermostatic head Diamant white, angle H-valve, nipples 1/2x3/4 - 2 pcs.

Product Code	Colour	Pipe connection	Radiator connection	Pattern	Nipple 1/2x3/4
600800019	S White	3/4"	3/4"	angle	yes
600800020	S White	3/4"	3/4"	straight	yes



Double H-Valve with Diamant Invest thermostatic head for a V-type radiator, angle
600800029

Set includes: Thermostatic head Diamant Invest angle H-valve, nipples 1/2x3/4 - 2 pcs.

Product Code	Colour	Pipe connection	Radiator connection	Pattern	Nipple 1/2x3/4
600800029	S Nickel plated	3/4"	3/4"	angle	yes
600800030	S Nickel plated	3/4"	3/4"	straight	yes

EXCLUSIVE VALVES

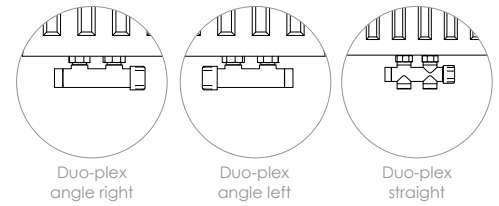
Exclusive valves are a reply to the need to effectively connect decorative bathroom valves with the central heating installation. Distinguishing features of those valves are innovative design and a great number of colour finishes available.

Duo-Plex Connection Blocks _____	36
Exclusive H-Valves _____	41
T-Connection Blocks _____	42
T-Connections For Electric Heaters _____	45



EXCLUSIVE VALVES

DUO-PLEX CONNECTION BLOCKS (THERMOSTATIC HEAD ON THE RETURN PIPE)



! Duo-plex connection blocks and Exclusive H-valves are mounted on V-type radiators and a spacing of 50 mm and with 1/2" internal thread or 3/4" external thread.


Duo-plex connection block, angle right
60200003

RAL/SPECIAL

Available finishes:

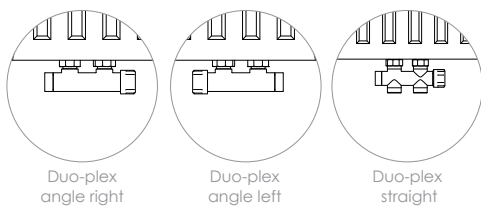


Duo-plex valve also available with a flat gasket 60200000xxU, Valve suitable for V-type radiator D=50 mm.




In Duo-plex connection blocks 6020 series thermostatic head is mounted on the other side than the supply system pipe is located.

Product Code	Colour	Pipe connection	Radiator connection	Pattern	Left side	Right side	Additional information
60200002	E White	M22x1,5	3/4	angle left	↓	↑	
60200004	E Chrome	M22x1,5	3/4	angle left	↓	↑	
60200006	E Satin	M22x1,5	3/4	angle left	↓	↑	
60200008	E Steel	M22x1,5	3/4	angle left	↓	↑	
60200010	E Antique copper	M22x1,5	3/4	angle left	↓	↑	
60200012	E Antique brass	M22x1,5	3/4	angle left	↓	↑	
60200001	E White	M22x1,5	3/4	angle right	↑	↓	
60200003	E Chrome	M22x1,5	3/4	angle right	↑	↓	
60200005	E Satin	M22x1,5	3/4	angle right	↑	↓	Pipe connectors for the valve need to be ordered separately, listed on page: 104-106
60200007	E Steel	M22x1,5	3/4	angle right	↑	↓	
60200009	E Antique copper	M22x1,5	3/4	angle right	↑	↓	
60200011	E Antique brass	M22x1,5	3/4	angle right	↑	↓	
60200021	E White	M22x1,5	3/4	straight			
60200022	E Chrome	M22x1,5	3/4	straight			
60200023	E Satin	M22x1,5	3/4	straight			
60200024	E Steel	M22x1,5	3/4	straight			
60200025	E Antique copper	M22x1,5	3/4	straight			
60200026	E Antique brass	M22x1,5	3/4	straight			



DUO-PLEX CONNECTION BLOCKS (THERMOSTATIC HEAD ON THE SUPPLY PIPE)



Duo-plex connection block, angle left
61200004

RAL/SPECIAL

Available finishes:



Duo-plex valve also available with a flat gasket 61200000xxU, Valve suitable for V-type radiator D=50 mm.

In Duo-plex connection blocks 6120 series thermostatic head is mounted on the side the supply system pipe is located.

37

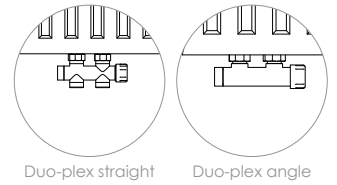
Product Code	Colour	Pipe connection	Radiator connection	Pattern	Left side	Right side	Additional information
61200002	E White	M22x1,5	3/4	angle left	↑	↓	
61200004	E Chrome	M22x1,5	3/4	angle left	↑	↓	
61200006	E Satin	M22x1,5	3/4	angle left	↑	↓	
61200008	E Steel	M22x1,5	3/4	angle left	↑	↓	
61200010	E Antique copper	M22x1,5	3/4	angle left	↑	↓	
61200012	E Antique brass	M22x1,5	3/4	angle left	↑	↓	
61200001	E White	M22x1,5	3/4	angle right	↓	↑	
61200003	E Chrome	M22x1,5	3/4	angle right	↓	↑	
61200005	E Satin	M22x1,5	3/4	angle right	↓	↑	
61200007	E Steel	M22x1,5	3/4	angle right	↓	↑	
61200009	E Antique copper	M22x1,5	3/4	angle right	↓	↑	
61200011	E Antique brass	M22x1,5	3/4	angle right	↓	↑	
61200021	E White	M22x1,5	3/4	straight			
61200022	E Chrome	M22x1,5	3/4	straight			
61200023	E Satin	M22x1,5	3/4	straight			
61200024	E Steel	M22x1,5	3/4	straight			
61200025	E Antique copper	M22x1,5	3/4	straight			
61200026	E Antique brass	M22x1,5	3/4	straight			

Pipe connectors for the valve need to be ordered separately, listed on page:

104-106

EXCLUSIVE VALVES

DUO-PLEX CONNECTION BLOCK 3/4" X 3/4"



Duo-plex connection block 3/4" x 3/4", angle
602000405

RAL/SPECIAL

Available finishes:



Valve suitable for V-type radiator D=50 mm.

Product Code	Colour	Pipe connection	Radiator connection	Pattern	Left side	Right side	Additional information
602000402	E White	3/4"	3/4"	angle	↑	↓	Pipe connectors for the set need to be ordered separately, listed on page: 104-106
602000405	E Chrome	3/4"	3/4"	angle	↑	↓	
602000408	E Satin	3/4"	3/4"	angle	↑	↓	
602000411	E Steel	3/4"	3/4"	angle	↑	↓	
602000414	E Antique copper	3/4"	3/4"	angle	↑	↓	
602000417	E Antique brass	3/4"	3/4"	angle	↑	↓	

Duo-plex connection block 3/4" x 3/4", angle
602000404

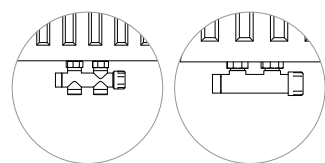
RAL/SPECIAL

Available finishes:



Valve suitable for V-type radiator D=50 mm.

Product Code	Colour	Pipe connection	Radiator connection	Pattern	Left side	Right side	Additional information
602000401	E White	3/4"	3/4"	angle	↓	↑	Pipe connectors for the valve need to be ordered separately, listed on page: 104-106
602000404	E Chrome	3/4"	3/4"	angle	↓	↑	
602000407	E Satin	3/4"	3/4"	angle	↓	↑	
602000410	E Steel	3/4"	3/4"	angle	↓	↑	
602000413	E Antique copper	3/4"	3/4"	angle	↓	↑	
602000416	E Antique brass	3/4"	3/4"	angle	↓	↑	



Duo-plex straight

Duo-plex angle

DUO-PLEX CONNECTION BLOCK 3/4" X 3/4"



Duo-plex connection block 3/4" x 3/4", straight
602000406

RAL/SPECIAL

Available finishes:



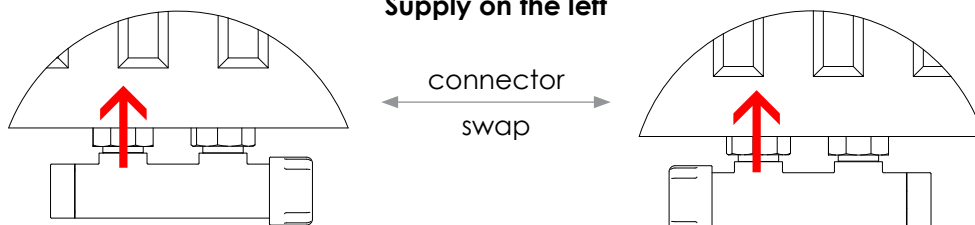
Valve suitable for V-type radiator D=50 mm.

Product Code	Colour	Pipe connection	Radiator connection	Pattern	Additional information
602000403	E White	3/4"	3/4"	straight	
602000406	E Chrome	3/4"	3/4"	straight	
602000409	E Satin	3/4"	3/4"	straight	
602000412	E Steel	3/4"	3/4"	straight	
602000415	E Antique copper	3/4"	3/4"	straight	
602000418	E Antique brass	3/4"	3/4"	straight	

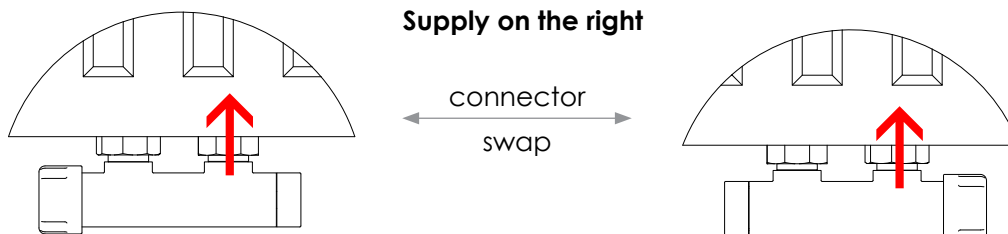
Pipe connectors for the valve need to be ordered separately, listed on page: 104-106

DUO-PLEX 3/4 x 3/4

Supply on the left

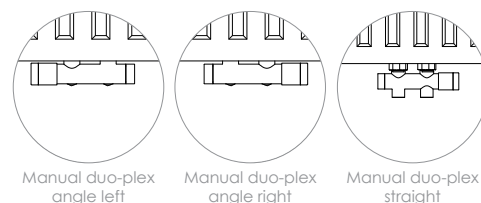


Supply on the right



EXCLUSIVE VALVES

DUO-PLEX MANUAL CONNECTION BLOCKS 3/4" x M22x1,5



Manual Duo-plex connection block, angle right

606300111

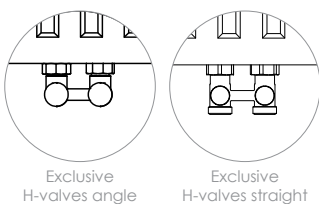
RAL/SPECIAL

Available finishes:



Valve suitable for V-type radiator D=50 mm.

Product Code	Colour	Pipe connection	Radiator connection	Pattern	Nipples	Left side	Right side	Additional information
606300103	E White	M22x1,5	3/4"	angle left	yes	↓	↑	
606300104	E White	M22x1,5	3/4"	angle left	no	↓	↑	
606300113	E Chrome	M22x1,5	3/4"	angle left	yes	↓	↑	
606300114	E Chrome	M22x1,5	3/4"	angle left	no	↓	↑	
606300101	E White	M22x1,5	3/4"	angle right	yes	↑	↓	
606300102	E White	M22x1,5	3/4"	angle right	no	↑	↓	
606300111	E Chrome	M22x1,5	3/4"	angle right	yes	↑	↓	Pipe connectors for the valve need to be ordered separately, listed on page: 104-106
606300112	E Chrome	M22x1,5	3/4"	angle right	no	↑	↓	
606300105	E White	M22x1,5	3/4"	straight	yes			
606300106	E White	M22x1,5	3/4"	straight	no			
606300115	E Chrome	M22x1,5	3/4"	straight	yes			
606300116	E Chrome	M22x1,5	3/4"	straight	no			



EXCLUSIVE H-VALVES



Double H-valve for a V-type radiator, angle
601000002

RAL/SPECIAL

Available finishes:



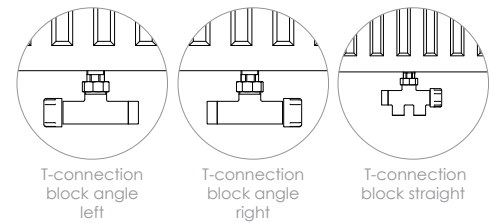
H-valves available also with
a flat gasket 60100000xxU

Product Code	Colour	Pipe connection	Radiator connection	Pattern	Additional information
601000001	E White	M22x1,5	3/4"	angle	
601000002	E Chrome	M22x1,5	3/4"	angle	
601000005	E Satin	M22x1,5	3/4"	angle	
601000007	E Steel	M22x1,5	3/4"	angle	
601000009	E Antique copper	M22x1,5	3/4"	angle	
601000011	E Antique brass	M22x1,5	3/4"	angle	
601000003	E Chrome	M22x1,5	3/4"	straight	
601000004	E White	M22x1,5	3/4"	straight	
601000006	E Satin	M22x1,5	3/4"	straight	
601000008	E Steel	M22x1,5	3/4"	straight	
601000010	E Antique copper	M22x1,5	3/4"	straight	
601000012	E Antique brass	M22x1,5	3/4"	straight	

Pipe connectors for the valve need
to be ordered separately, listed
on page: 104-106

EXCLUSIVE VALVES

T-CONNECTION BLOCKS TYPE 40



Thermostatic T-connection blocks with immersion pipe are mounted on radiators with single bottom connection and on bathroom radiators with double vertical collectors that enable the connection of the radiator to one collector and an electric heater to the other. T-connections are suitable for radiators with internal 1/2" threads.

T-connection block, angle left
60200043

RAL/SPECIAL

Available finishes:

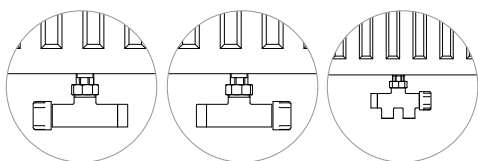


D=40 mm, set with a 30 cm collector pipe.

Product Code	Colour	Pipe connection	Radiator connection	Pattern	Left side	Right side	Additional information
60200042	E White	M22x1,5	1/2"	angle left	↓	↑	
60200044	E Chrome	M22x1,5	1/2"	angle left	↓	↑	
60200046	E Satin	M22x1,5	1/2"	angle left	↓	↑	
60200048	E Steel	M22x1,5	1/2"	angle left	↓	↑	
60200050	E Antique copper	M22x1,5	1/2"	angle left	↓	↑	
60200052	E Antique brass	M22x1,5	1/2"	angle left	↓	↑	
60200041	E White	M22x1,5	1/2"	angle right	↑	↓	
60200043	E Chrome	M22x1,5	1/2"	angle right	↑	↓	
60200045	E Satin	M22x1,5	1/2"	angle right	↑	↓	
60200047	E Steel	M22x1,5	1/2"	angle right	↑	↓	
60200049	E Antique copper	M22x1,5	1/2"	angle right	↑	↓	
60200051	E Antique brass	M22x1,5	1/2"	angle right	↑	↓	
60200061	E White	M22x1,5	1/2"	straight			
60200062	E Chrome	M22x1,5	1/2"	straight			
60200063	E Satin	M22x1,5	1/2"	straight			
60200064	E Steel	M22x1,5	1/2"	straight			
60200065	E Antique copper	M22x1,5	1/2"	straight			
60200066	E Antique brass	M22x1,5	1/2"	straight			

Pipe connectors for the valve need to be ordered separately, listed on page:

104-106



T-connection block angle left

T-connection block angle right

T-connection block straight

T-CONNECTION BLOCKS TYPE 50



T-connection block, angle right

60240003

RAL/SPECIAL

Available finishes:



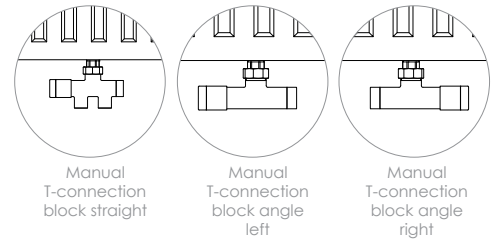
D=50 mm, set with a 30 cm collector pipe.

Product Code	Colour	Pipe connection	Radiator connection	Pattern	Left side	Right side	Additional information
60240002	E White	M22x1,5	1/2"	angle left	↓	↑	
60240004	E Chrome	M22x1,5	1/2"	angle left	↓	↑	
60240006	E Satin	M22x1,5	1/2"	angle left	↓	↑	
60240008	E Steel	M22x1,5	1/2"	angle left	↓	↑	
60240010	E Antique copper	M22x1,5	1/2"	angle left	↓	↑	
60240012	E Antique brass	M22x1,5	1/2"	angle left	↓	↑	
60240001	E White	M22x1,5	1/2"	angle right	↑	↓	
60240003	E Chrome	M22x1,5	1/2"	angle right	↑	↓	
60240005	E Satin	M22x1,5	1/2"	angle right	↑	↓	
60240007	E Steel	M22x1,5	1/2"	angle right	↑	↓	
60240009	E Antique copper	M22x1,5	1/2"	angle right	↑	↓	
60240011	E Antique brass	M22x1,5	1/2"	angle right	↑	↓	

Pipe connectors for the valve need to be ordered separately, listed on page: 104-106

EXCLUSIVE VALVES

MANUAL T-CONNECTION BLOCKS



! **Manual T-connection blocks** with immersion pipe are mounted on radiators with single bottom connection and on bathroom radiators with double vertical collectors that enable the connection of the radiator to one collector and an electric heater to the other. T-connections are suitable for radiators with internal 1/2" threads.

Manual T-connection block, angle right

606300204

RAL/SPECIAL


Available finishes:



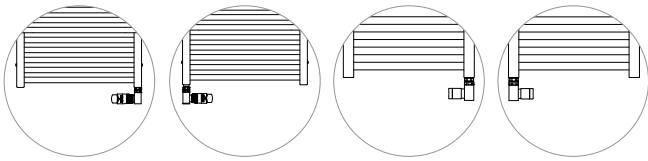
D=40 mm, set with a 30 cm collector pipe.

Product Code	Colour	Pipe connection	Radiator connection	Pattern	Left side	Right side	Additional information
606300202	E White	M22x1,5	1/2"	angle left	↓	↑	
606300205	E Chrome	M22x1,5	1/2"	angle left	↓	↑	
606300201	E White	M22x1,5	1/2"	angle right	↑	↓	
606300204	E Chrome	M22x1,5	1/2"	angle right	↑	↓	Pipe connectors for the valve need to be ordered separately, listed on page: 104-106
606300203	E White	M22x1,5	1/2"	straight			
606300206	E Chrome	M22x1,5	1/2"	straight			

Thermostatic set Elegenat Mini, side-angle left, RAL 9005



T-CONNECTIONS FOR ELECTRIC HEATERS

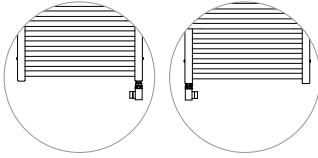


Thermostatic T-connection for electric heater right

Thermostatic T-connection for electric heater left

Manual T-connection for electric heater right

Manual T-connection for electric heater left



Lockshield T-connection for electric heater right

Lockshield T-connection for electric heater left

T-connections for electric heaters are valves mounted on bathroom radiators installed in systems with vertical collectors, enabling installation of an electric heater allowing the radiator to be used outside the heating season, e.g. for drying towels. The T-connections for electric heaters are suitable for mounting along with a thermostatic valves, lockshield valves or manual valves.



Thermostatic T-connection for electric heater, right

604900008

RAL/SPECIAL

Available finishes:

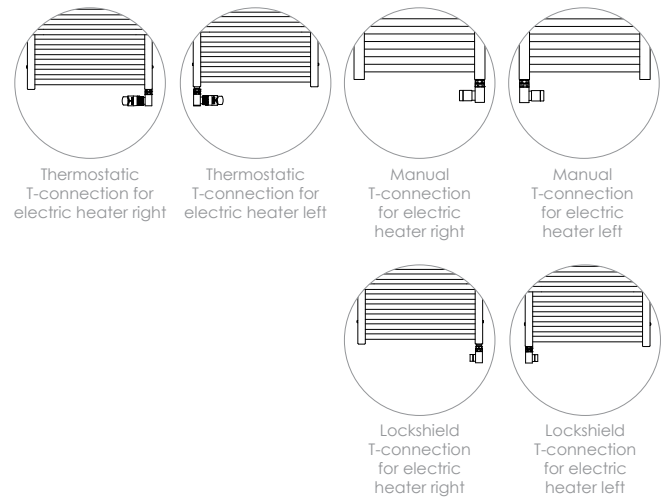


Product Code	Colour	Pipe connection	Radiator connection	Pattern	Connector	Left side	Right side	Additional information
604900001	E White	M22x1,5	1/2"	right	Cu		↑	
604900002	E White	M22x1,5	1/2"	right	Pex		↑	
604900003	E White	M22x1,5	1/2"	right	Steel 1/2"		↑	
604900007	E Chrome	M22x1,5	1/2"	right	Cu		↑	
604900008	E Chrome	M22x1,5	1/2"	right	Pex		↑	
604900009	E Chrome	M22x1,5	1/2"	right	Steel 1/2"		↑	
604900013	E Satin	M22x1,5	1/2"	right	Cu		↑	
604900014	E Satin	M22x1,5	1/2"	right	Pex		↑	
604900015	E Satin	M22x1,5	1/2"	right	Steel 1/2"		↑	
604900019	E Steel	M22x1,5	1/2"	right	Cu		↑	
604900020	E Steel	M22x1,5	1/2"	right	Pex		↑	
604900021	E Steel	M22x1,5	1/2"	right	Steel 1/2"		↑	
604900025	E Antique copper	M22x1,5	1/2"	right	Cu		↑	
604900026	E Antique copper	M22x1,5	1/2"	right	Pex		↑	
604900027	E Antique copper	M22x1,5	1/2"	right	Steel 1/2"		↑	
604900031	E Antique brass	M22x1,5	1/2"	right	Cu		↑	
604900032	E Antique brass	M22x1,5	1/2"	right	Pex		↑	
604900033	E Antique brass	M22x1,5	1/2"	right	Steel 1/2"		↑	

Valve 1/2" cap needs to be ordered separately. Listed on page:

EXCLUSIVE VALVES

T-CONNECTIONS FOR ELECTRIC HEATERS



Thermostatic T-connection for electric heater, left

604900011

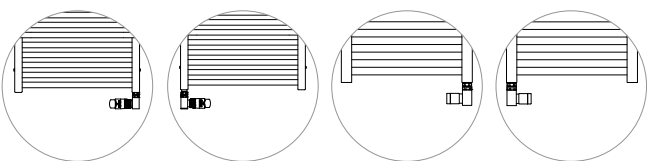
RAL/SPECIAL

Available finishes:



Product Code	Colour	Pipe connection	Radiator connection	Pattern	Connector	Left side	Right side	Additional information
604900004	E White	M22x1,5	1/2"	left	Cu	↑		
604900005	E White	M22x1,5	1/2"	left	Pex	↑		
604900006	E White	M22x1,5	1/2"	left	Steel 1/2"	↑		
604900010	E Chrome	M22x1,5	1/2"	left	Cu	↑		
604900011	E Chrome	M22x1,5	1/2"	left	Pex	↑		
604900012	E Chrome	M22x1,5	1/2"	left	Steel 1/2"	↑		
604900016	E Satin	M22x1,5	1/2"	left	Cu	↑		
604900017	E Satin	M22x1,5	1/2"	left	Pex	↑		
604900018	E Satin	M22x1,5	1/2"	left	Steel 1/2"	↑		
604900022	E Steel	M22x1,5	1/2"	left	Cu	↑		
604900023	E Steel	M22x1,5	1/2"	left	Pex	↑		
604900024	E Steel	M22x1,5	1/2"	left	Steel 1/2"	↑		
604900028	E Antique copper	M22x1,5	1/2"	left	Cu	↑		
604900029	E Antique copper	M22x1,5	1/2"	left	Pex	↑		
604900030	E Antique copper	M22x1,5	1/2"	left	Steel 1/2"	↑		
604900034	E Antique brass	M22x1,5	1/2"	left	Cu	↑		
604900035	E Antique brass	M22x1,5	1/2"	left	Pex	↑		
604900036	E Antique brass	M22x1,5	1/2"	left	Steel 1/2"	↑		

Valve 1/2" cap needs to be ordered separately. Listed on page:

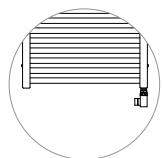


Thermostatic
T-connection for
electric heater right

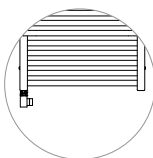
Thermostatic
T-connection for
electric heater left

Manual
T-connection
for electric
heater right

Manual
T-connection
for electric
heater left



Lockshield
T-connection
for electric
heater right



Lockshield
T-connection
for electric
heater left

T-CONNECTIONS FOR ELECTRIC HEATERS



Manual T-connection
for electric heater, right

604900058

RAL/SPECIAL

Available finishes:



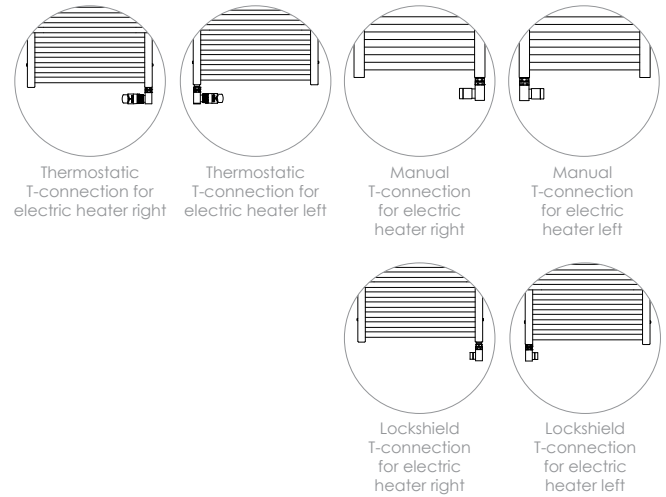
Product Code	Colour	Pipe connection	Radiator connection	Pattern	Connector	Left side	Right side	Additional information
604900051	E White	M22x1,5	1/2"	right	Cu		↑	
604900052	E White	M22x1,5	1/2"	right	Pex		↑	
604900053	E White	M22x1,5	1/2"	right	Steel 1/2"		↑	
604900057	E Chrome	M22x1,5	1/2"	right	Cu		↑	
604900058	E Chrome	M22x1,5	1/2"	right	Pex		↑	
604900059	E Chrome	M22x1,5	1/2"	right	Steel 1/2"		↑	
604900063	E Satin	M22x1,5	1/2"	right	Cu		↑	
604900064	E Satin	M22x1,5	1/2"	right	Pex		↑	
604900065	E Satin	M22x1,5	1/2"	right	Steel 1/2"		↑	
604900069	E Steel	M22x1,5	1/2"	right	Cu		↑	
604900070	E Steel	M22x1,5	1/2"	right	Pex		↑	
604900071	E Steel	M22x1,5	1/2"	right	Steel 1/2"		↑	
604900075	E Antique copper	M22x1,5	1/2"	right	Cu		↑	
604900076	E Antique copper	M22x1,5	1/2"	right	Pex		↑	
604900077	E Antique copper	M22x1,5	1/2"	right	Steel 1/2"		↑	
604900081	E Antique brass	M22x1,5	1/2"	right	Cu		↑	
604900082	E Antique brass	M22x1,5	1/2"	right	Pex		↑	
604900083	E Antique brass	M22x1,5	1/2"	right	Steel 1/2"		↑	

Valve 1/2"
cap needs to
be ordered
separately. Listed
on page:

51

EXCLUSIVE VALVES

T-CONNECTIONS FOR ELECTRIC HEATERS



Manual T-connection
for electric heater, left
604900061

RAL/SPECIAL

Available finishes:

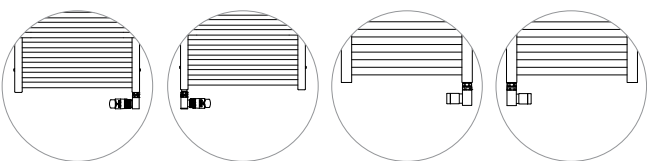


48

Product Code	Colour	Pipe connection	Radiator connection	Pattern	Connector	Left side	Right side	Additional information
604900054	E White	M22x1,5	1/2"	left	Cu	↑		
604900055	E White	M22x1,5	1/2"	left	Pex	↑		
604900056	E White	M22x1,5	1/2"	left	Steel 1/2"	↑		
604900060	E Chrome	M22x1,5	1/2"	left	Cu	↑		
604900061	E Chrome	M22x1,5	1/2"	left	Pex	↑		
604900062	E Chrome	M22x1,5	1/2"	left	Steel 1/2"	↑		
604900066	E Satin	M22x1,5	1/2"	left	Cu	↑		
604900067	E Satin	M22x1,5	1/2"	left	Pex	↑		
604900068	E Satin	M22x1,5	1/2"	left	Steel 1/2"	↑		
604900072	E Steel	M22x1,5	1/2"	left	Cu	↑		
604900073	E Steel	M22x1,5	1/2"	left	Pex	↑		
604900074	E Steel	M22x1,5	1/2"	left	Steel 1/2"	↑		
604900078	E Antique copper	M22x1,5	1/2"	left	Cu	↑		
604900079	E Antique copper	M22x1,5	1/2"	left	Pex	↑		
604900080	E Antique copper	M22x1,5	1/2"	left	Steel 1/2"	↑		
604900084	E Antique brass	M22x1,5	1/2"	left	Cu	↑		
604900085	E Antique brass	M22x1,5	1/2"	left	Pex	↑		
604900086	E Antique brass	M22x1,5	1/2"	left	Steel 1/2"	↑		

Valve 1/2" cap needs to be ordered separately. Listed on page:

51

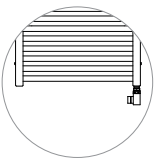


Thermostatic
T-connection for
electric heater right

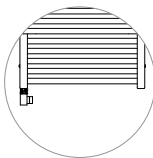
Thermostatic
T-connection for
electric heater left

Manual
T-connection
for electric
heater right

Manual
T-connection
for electric
heater left



Lockshield
T-connection
for electric
heater right



Lockshield
T-connection
for electric
heater left

T-CONNECTIONS FOR ELECTRIC HEATERS



Lockshield T-connection for electric
heater, right

605000008

RAL/SPECIAL

Available finishes:

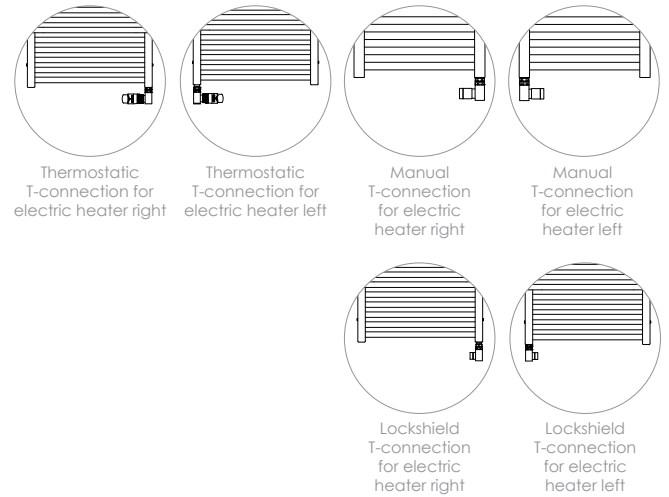


Product Code	Colour	Pipe connection	Radiator connection	Pattern	Connector	Left side	Right side	Additional information
605000001	E White	M22x1,5	1/2"	right	Cu		↓	
605000002	E White	M22x1,5	1/2"	right	Pex		↓	
605000003	E White	M22x1,5	1/2"	right	Steel 1/2"		↓	
605000007	E Chrome	M22x1,5	1/2"	right	Cu		↓	
605000008	E Chrome	M22x1,5	1/2"	right	Pex		↓	
605000009	E Chrome	M22x1,5	1/2"	right	Steel 1/2"		↓	
605000013	E Satin	M22x1,5	1/2"	right	Cu		↓	
605000014	E Satin	M22x1,5	1/2"	right	Pex		↓	
605000015	E Satin	M22x1,5	1/2"	right	Steel 1/2"		↓	
605000019	E Steel	M22x1,5	1/2"	right	Cu		↓	
605000020	E Steel	M22x1,5	1/2"	right	Pex		↓	
605000021	E Steel	M22x1,5	1/2"	right	Steel 1/2"		↓	
605000025	E Antique copper	M22x1,5	1/2"	right	Cu		↓	
605000026	E Antique copper	M22x1,5	1/2"	right	Pex		↓	
605000027	E Antique copper	M22x1,5	1/2"	right	Steel 1/2"		↓	
605000031	E Antique brass	M22x1,5	1/2"	right	Cu		↓	
605000032	E Antique brass	M22x1,5	1/2"	right	Pex		↓	
605000033	E Antique brass	M22x1,5	1/2"	right	Steel 1/2"		↓	

Valve 1/2" cap
needs to be ordered
separately. Listed on
page:

EXCLUSIVE VALVES

T-CONNECTIONS FOR ELECTRIC HEATERS



Lockshield T-connection for electric heater, left
60500011

RAL/SPECIAL

Available finishes:



50

Product Code	Colour	Pipe connection	Radiator connection	Pattern	Connector	Left side	Right side	Additional information
60500004	E White	M22x1,5	1/2"	left	Cu	↓		
60500005	E White	M22x1,5	1/2"	left	Pex	↓		
60500006	E White	M22x1,5	1/2"	left	Steel 1/2"	↓		
60500010	E Chrome	M22x1,5	1/2"	left	Cu	↓		
60500011	E Chrome	M22x1,5	1/2"	left	Pex	↓		
60500012	E Chrome	M22x1,5	1/2"	left	Steel 1/2"	↓		
60500016	E Satin	M22x1,5	1/2"	left	Cu	↓		
60500017	E Satin	M22x1,5	1/2"	left	Pex	↓		
60500018	E Satin	M22x1,5	1/2"	left	Steel 1/2"	↓		
60500022	E Steel	M22x1,5	1/2"	left	Cu	↓		
60500023	E Steel	M22x1,5	1/2"	left	Pex	↓		
60500024	E Steel	M22x1,5	1/2"	left	Steel 1/2"	↓		
60500028	E Antique copper	M22x1,5	1/2"	left	Cu	↓		
60500029	E Antique copper	M22x1,5	1/2"	left	Pex	↓		
60500030	E Antique copper	M22x1,5	1/2"	left	Steel 1/2"	↓		
60500034	E Antique brass	M22x1,5	1/2"	left	Cu	↓		
60500035	E Antique brass	M22x1,5	1/2"	left	Pex	↓		
60500036	E Antique brass	M22x1,5	1/2"	left	Steel 1/2"	↓		

Valve 1/2" cap needs to be ordered separately. Listed on page:

51

T-CONNECTIONS FOR ELECTRIC HEATERS



Product Code		Colour	Connection thread
205.01	E	Chrome	1/2
205.02	E	Satin	1/2
205.03	E	Steel	1/2
205.06	E	White	1/2
205.10	E	Antique brass	1/2
205.11	E	Antique copper	1/2

Cap for T-connections for electric heater


205.01

RAL/SPECIAL

Available finishes:



Manual set Elegant Style



EXCLUSIVE VALVE SETS

Variety of products in the range of exclusive valve sets gives a possibility to match heating installation elements with a particular room character and décor.

Our exclusive series are inspired by modern trends. They contain highly modern products with classic shapes or resembling the old England interior style.

Products are available in all RAL palette colours, in various finishes. They include thermostatic valves, lockshield valves, thermostatic heads and suitable connectors. Their application allows regulating flows in the system and maintaining the pre-set temperature in every room.

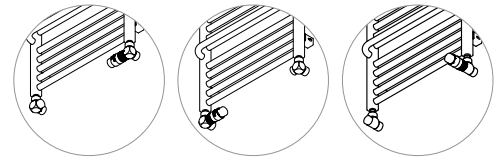
Exclusive valve sets are available in following series: EXCLUSIVE, LUX, DUO-PLEX CONNECTIONS, T-CONNECTION BLOCKS, ELEGANT, ELEGANT MINI, ELEGANT STYLE , PRESTIGE, SQUARE.

Exclusive Sets _____	54
Lux Sets _____	57
Duo-Plex Connection Block Sets _____	62
Duo-Plex Mini Connection Block Sets _____	69
T-Connection Block Sets _____	70
Exclusive H-Valve Sets _____	72
Elegant Sets _____	73
Elegant Mini Sets _____	77
Elegant Style Sets _____	79
Elegant Prestige Sets _____	81
Square Sets _____	83



EXCLUSIVE VALVE SETS

EXCLUSIVE SETS



Exclusive set side-angle right

Exclusive set side-angle left

Exclusive set angle

Angle set
601700104

RAL/SPECIAL

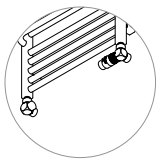
Available finishes:



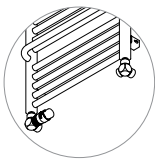
Set includes: Thermostatic head, thermostatic valve, lockshield valve.

Product Code		Colour	Radiator connection	Pattern	Integrated connector
601700101	E	White	1/2"	angle	Cu
601700104	E	Chrome	1/2"	angle	Cu
601700107	E	Satin	1/2"	angle	Cu
601700110	E	Steel	1/2"	angle	Cu
601700113	E	White	1/2"	angle	Pex
601700116	E	Chrome	1/2"	angle	Pex
601700119	E	Satin	1/2"	angle	Pex
601700122	E	Steel	1/2"	angle	Pex
601700125*	E	Gold matt	1/2"	angle	Cu
601700128	E	Gold	1/2"	angle	Cu
601700131	E	Antique copper	1/2"	angle	Cu
601700134	E	Antique brass	1/2"	angle	Cu
601700137*	E	Gold matt	1/2"	angle	Pex
601700140	E	Gold	1/2"	angle	Pex
601700143	E	Antique copper	1/2"	angle	Pex
601700146	E	Antique brass	1/2"	angle	Pex
601700149	E	White	1/2"	angle	Steel 1/2"
601700152	E	Chrome	1/2"	angle	Steel 1/2"
601700155	E	Satin	1/2"	angle	Steel 1/2"
601700158	E	Steel	1/2"	angle	Steel 1/2"
601700161*	E	Gold matt	1/2"	angle	Steel 1/2"
601700164	E	Gold	1/2"	angle	Steel 1/2"
601700167	E	Antique copper	1/2"	angle	Steel 1/2"
601700170	E	Antique brass	1/2"	angle	Steel 1/2"

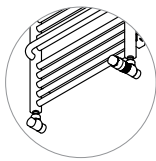
* Set with a MINI thermostatic head



Exclusive set
side-angle right



Exclusive set
side-angle left



Exclusive set
angle

EXCLUSIVE SETS



Side-angle left set
601700106

RAL/SPECIAL

Available finishes:



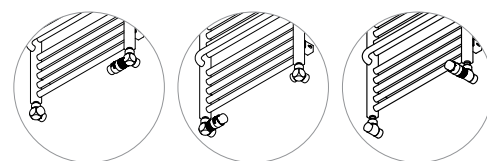
Set includes: Thermostatic head,
thermostatic valve, lockshield valve.

Product Code	Colour	Radiator connection	Pattern	Integrated connector	Left side	Right side
601700103	White	1/2"	side-angle left	Cu	↑	↓
601700106	Chrome	1/2"	side-angle left	Cu	↑	↓
601700109	Satin	1/2"	side-angle left	Cu	↑	↓
601700112	Steel	1/2"	side-angle left	Cu	↑	↓
601700115	White	1/2"	side-angle left	Pex	↑	↓
601700118	Chrome	1/2"	side-angle left	Pex	↑	↓
601700121	Satin	1/2"	side-angle left	Pex	↑	↓
601700124	Steel	1/2"	side-angle left	Pex	↑	↓
601700127*	Gold matt	1/2"	side-angle left	Cu	↑	↓
601700130	Gold	1/2"	side-angle left	Cu	↑	↓
601700133	Antique copper	1/2"	side-angle left	Cu	↑	↓
601700136	Antique brass	1/2"	side-angle left	Cu	↑	↓
601700139*	Gold matt	1/2"	side-angle left	Pex	↑	↓
601700142	Gold	1/2"	side-angle left	Pex	↑	↓
601700145	Antique copper	1/2"	side-angle left	Pex	↑	↓
601700148	Antique brass	1/2"	side-angle left	Pex	↑	↓
601700151	White	1/2"	side-angle left	Steel 1/2"	↑	↓
601700154	Chrome	1/2"	side-angle left	Steel 1/2"	↑	↓
601700157	Satin	1/2"	side-angle left	Steel 1/2"	↑	↓
601700160	Steel	1/2"	side-angle left	Steel 1/2"	↑	↓
601700163*	Gold matt	1/2"	side-angle left	Steel 1/2"	↑	↓
601700166	Gold	1/2"	side-angle left	Steel 1/2"	↑	↓
601700169	Antique copper	1/2"	side-angle left	Steel 1/2"	↑	↓
601700172	Antique brass	1/2"	side-angle left	Steel 1/2"	↑	↓

* Set with a MINI thermostatic head

EXCLUSIVE VALVE SETS

EXCLUSIVE SETS



Exclusive set side-angle right

Exclusive set side-angle left

Exclusive set angle

Side-angle right set

601700105

RAL/SPECIAL

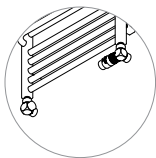
Available finishes:



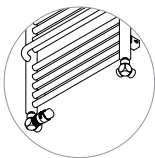
Set includes: Thermostatic head, thermostatic valve, lockshield valve.

Product Code	Colour	Radiator connection	Pattern	Integrated connector	Left side	Right side
601700102	White	1/2"	side-angle right	Cu	↓	↑
601700105	Chrome	1/2"	side-angle right	Cu	↓	↑
601700108	Satin	1/2"	side-angle right	Cu	↓	↑
601700111	Steel	1/2"	side-angle right	Cu	↓	↑
601700114	White	1/2"	side-angle right	Pex	↓	↑
601700117	Chrome	1/2"	side-angle right	Pex	↓	↑
601700120	Satin	1/2"	side-angle right	Pex	↓	↑
601700123	Steel	1/2"	side-angle right	Pex	↓	↑
601700126*	Gold matt	1/2"	side-angle right	Cu	↓	↑
601700129	Gold	1/2"	side-angle right	Cu	↓	↑
601700132	Antique copper	1/2"	side-angle right	Cu	↓	↑
601700135	Antique brass	1/2"	side-angle right	Cu	↓	↑
601700138*	Gold matt	1/2"	side-angle right	Pex	↓	↑
601700141	Gold	1/2"	side-angle right	Pex	↓	↑
601700144	Antique copper	1/2"	side-angle right	Pex	↓	↑
601700147	Antique brass	1/2"	side-angle right	Pex	↓	↑
601700150	White	1/2"	side-angle right	Steel 1/2"	↓	↑
601700153	Chrome	1/2"	side-angle right	Steel 1/2"	↓	↑
601700156	Satin	1/2"	side-angle right	Steel 1/2"	↓	↑
601700159	Steel	1/2"	side-angle right	Steel 1/2"	↓	↑
601700162*	Gold matt	1/2"	side-angle right	Steel 1/2"	↓	↑
601700165	Gold	1/2"	side-angle right	Steel 1/2"	↓	↑
601700168	Antique copper	1/2"	side-angle right	Steel 1/2"	↓	↑
601700171	Antique brass	1/2"	side-angle right	Steel 1/2"	↓	↑

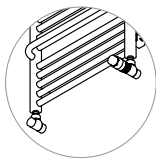
* Set with a MINI thermostatic head



Lux set
side-angle right



Lux set
side-angle left



Lux set
angle

LUX SETS



Angle set
603700004

RAL/SPECIAL

Available finishes:

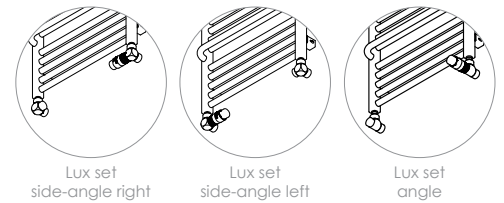


Set includes: Thermostatic head,
thermostatic valve, lockshield valve.

Product Code	Colour	Radiator connection	Pattern	Integrated connector
603700001	White	1/2"	angle	Cu
603700004	Chrome	1/2"	angle	Cu
603700007	Satin	1/2"	angle	Cu
603700010	Steel	1/2"	angle	Cu
603700019	Antique copper	1/2"	angle	Cu
603700022	Antique brass	1/2"	angle	Cu
603700031	White	1/2"	angle	Pex
603700034	Chrome	1/2"	angle	Pex
603700037	Satin	1/2"	angle	Pex
603700040	Steel	1/2"	angle	Pex
603700049	Antique copper	1/2"	angle	Pex
603700052	Antique brass	1/2"	angle	Pex
603700061	White	1/2"	angle	Steel 1/2"
603700064	Chrome	1/2"	angle	Steel 1/2"
603700067	Satin	1/2"	angle	Steel 1/2"
603700070	Steel	1/2"	angle	Steel 1/2"
603700079	Antique copper	1/2"	angle	Steel 1/2"
603700082	Antique brass	1/2"	angle	Steel 1/2"

EXCLUSIVE VALVE SETS

LUX SETS



Side-angle left set
603700006

RAL/SPECIAL

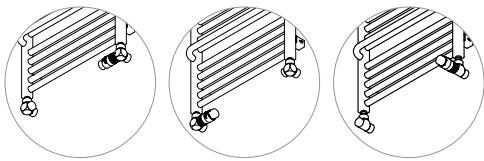
Available finishes:



Set includes: Thermostatic head, thermostatic valve, lockshield valve.



Product Code	Colour	Radiator connection	Pattern	Integrated connector	Left side	Right side
603700003	E White	1/2"	side-angle left	Cu	↑	↓
603700006	E Chrome	1/2"	side-angle left	Cu	↑	↓
603700009	E Satin	1/2"	side-angle left	Cu	↑	↓
603700012	E Steel	1/2"	side-angle left	Cu	↑	↓
603700021	E Antique copper	1/2"	side-angle left	Cu	↑	↓
603700024	E Antique brass	1/2"	side-angle left	Cu	↑	↓
603700033	E White	1/2"	side-angle left	Pex	↑	↓
603700036	E Chrome	1/2"	side-angle left	Pex	↑	↓
603700039	E Satin	1/2"	side-angle left	Pex	↑	↓
603700042	E Steel	1/2"	side-angle left	Pex	↑	↓
603700051	E Antique copper	1/2"	side-angle left	Pex	↑	↓
603700054	E Antique brass	1/2"	side-angle left	Pex	↑	↓
603700063	E White	1/2"	side-angle left	Steel 1/2"	↑	↓
603700066	E Chrome	1/2"	side-angle left	Steel 1/2"	↑	↓
603700069	E Satin	1/2"	side-angle left	Steel 1/2"	↑	↓
603700072	E Steel	1/2"	side-angle left	Steel 1/2"	↑	↓
603700081	E Antique copper	1/2"	side-angle left	Steel 1/2"	↑	↓
603700084	E Antique brass	1/2"	side-angle left	Steel 1/2"	↑	↓



Lux set
side-angle right

Lux set
side-angle left

Lux set
angle

LUX SETS



Side-angle right set
603700005

RAL/SPECIAL

Available finishes:

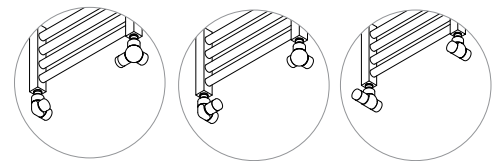


Set includes: Thermostatic head,
thermostatic valve, lockshield valve.

Product Code	Colour	Radiator connection	Pattern	Integrated connector	Left side	Right side
603700002	E White	1/2"	side-angle right	Cu	↓	↑
603700005	E Chrome	1/2"	side-angle right	Cu	↓	↑
603700008	E Satin	1/2"	side-angle right	Cu	↓	↑
603700011	E Steel	1/2"	side-angle right	Cu	↓	↑
603700020	E Antique copper	1/2"	side-angle right	Cu	↓	↑
603700023	E Antique brass	1/2"	side-angle right	Cu	↓	↑
603700032	E White	1/2"	side-angle right	Pex	↓	↑
603700035	E Chrome	1/2"	side-angle right	Pex	↓	↑
603700038	E Satin	1/2"	side-angle right	Pex	↓	↑
603700041	E Steel	1/2"	side-angle right	Pex	↓	↑
603700050	E Antique copper	1/2"	side-angle right	Pex	↓	↑
603700053	E Antique brass	1/2"	side-angle right	Pex	↓	↑
603700062	E White	1/2"	side-angle right	Steel 1/2"	↓	↑
603700065	E Chrome	1/2"	side-angle right	Steel 1/2"	↓	↑
603700068	E Satin	1/2"	side-angle right	Steel 1/2"	↓	↑
603700071	E Steel	1/2"	side-angle right	Steel 1/2"	↓	↑
603700080	E Antique copper	1/2"	side-angle right	Steel 1/2"	↓	↑
603700083	E Antique brass	1/2"	side-angle right	Steel 1/2"	↓	↑

EXCLUSIVE VALVE SETS

LUX MANUAL SETS



Lux manual set side-angle right

Lux manual set side-angle left

Lux manual set angle

Manual angle set
606300011

RAL/SPECIAL

Available finishes:



Set includes: Manual valve, lockshield valve.

Product Code	Colour	Radiator connection	Pattern	Integrated connector
606300001	E White	1/2"	angle	Cu
606300002	E White	1/2"	angle	Pex
606300003	E White	1/2"	angle	Steel 1/2"
606300011	E Chrome	1/2"	angle	Cu
606300012	E Chrome	1/2"	angle	Pex
606300013	E Chrome	1/2"	angle	Steel 1/2"

60

Manual side-angle left set
606300017

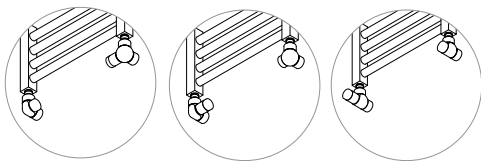
RAL/SPECIAL

Available finishes:



Set includes: Manual valve, lockshield valve.

Product Code	Colour	Radiator connection	Pattern	Integrated connector	Left side	Right side
606300007	E White	1/2"	side-angle left	Cu	↑	↓
606300008	E White	1/2"	side-angle left	Pex	↑	↓
606300009	E White	1/2"	side-angle left	Steel 1/2"	↑	↓
606300017	E Chrome	1/2"	side-angle left	Cu	↑	↓
606300018	E Chrome	1/2"	side-angle left	Pex	↑	↓
606300019	E Chrome	1/2"	side-angle left	Steel 1/2"	↑	↓



Lux manual set side-angle right

Lux manual set side-angle left

Lux manual set angle

LUX MANUAL SETS



Manual side-angle right set
606300014

RAL/SPECIAL

Available finishes:



Set includes: Manual valve, lockshield valve

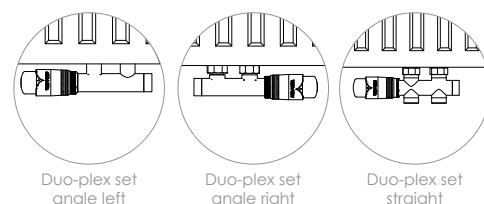
Product Code	Colour	Radiator connection	Pattern	Integrated connector	Left side	Right side
606300004	White	1/2"	side-angle right	Cu	↓	↑
606300005	White	1/2"	side-angle right	Pex	↓	↑
606300006	White	1/2"	side-angle right	Steel 1/2"	↓	↑
606300014	Chrome	1/2"	side-angle right	Cu	↓	↑
606300015	Chrome	1/2"	side-angle right	Pex	↓	↑
606300016	Chrome	1/2"	side-angle right	Steel 1/2"	↓	↑

Duo-plex connection block



EXCLUSIVE VALVE SETS

DUO-PLEX CONNECTION BLOCK SETS (THERMOSTATIC HEAD ON THE RETURN PIPE)



Duo-plex connection block set,
angle left

602100007

RAL/SPECIAL

Available finishes:



Two type of sets. Set includes:

A) DUO-PLEX valve, 2 pcs.

Nipples 1/2x3/4, Thermostatic head.

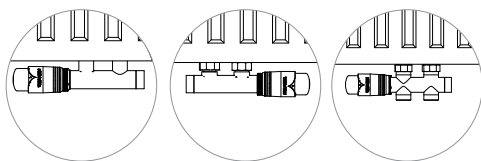
B) DUO-PLEX valve, Thermostatic head

Spacing D=50 mm

Product Code	Colour	Pipe connection	Radiator connection	Pattern	Nipples	Left side	Right side	Additional information
602100003	E White	M22x1,5	3/4"	angle left	yes	↓	↑	
602100004	E White	M22x1,5	3/4"	angle left	no	↓	↑	
602100007	E Chrome	M22x1,5	3/4"	angle left	yes	↓	↑	
602100008	E Chrome	M22x1,5	3/4"	angle left	no	↓	↑	
602100011	E Satin	M22x1,5	3/4"	angle left	yes	↓	↑	
602100012	E Satin	M22x1,5	3/4"	angle left	no	↓	↑	
602100015	E Steel	M22x1,5	3/4"	angle left	yes	↓	↑	
602100016	E Steel	M22x1,5	3/4"	angle left	no	↓	↑	
602100019	E Antique copper	M22x1,5	3/4"	angle left	yes	↓	↑	
602100020	E Antique copper	M22x1,5	3/4"	angle left	no	↓	↑	
602100023	E Antique brass	M22x1,5	3/4"	angle left	yes	↓	↑	
602100024	E Antique brass	M22x1,5	3/4"	angle left	no	↓	↑	

Pipe connectors for the valve need to be ordered separately, listed on page:

104-106



Duo-plex set
angle left

Duo-plex set
angle right

Duo-plex set
straight

DUO-PLEX CONNECTION BLOCK SETS (THERMOSTATIC HEAD ON THE RETURN PIPE)



Duo-plex connection block set,
angle right

602100005

RAL/SPECIAL

Available finishes:



Two type of sets. Set includes:

A) DUO-PLEX valve, 2 pcs.

Nipples 1/2x3/4, Thermostatic head.

B) DUO-PLEX valve, Thermostatic head

Spacing D=50 mm

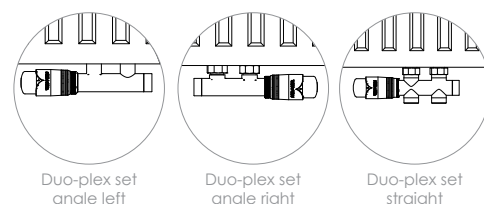
Product Code	Colour	Pipe connection	Radiator connection	Pattern	Nipples	Left side	Right side	Additional information
602100001	E White	M22x1,5	3/4"	angle right	yes	↑	↓	
602100002	E White	M22x1,5	3/4"	angle right	no	↑	↓	
602100005	E Chrome	M22x1,5	3/4"	angle right	yes	↑	↓	
602100006	E Chrome	M22x1,5	3/4"	angle right	no	↑	↓	
602100009	E Satin	M22x1,5	3/4"	angle right	yes	↑	↓	
602100010	E Satin	M22x1,5	3/4"	angle right	no	↑	↓	
602100013	E Steel	M22x1,5	3/4"	angle right	yes	↑	↓	
602100014	E Steel	M22x1,5	3/4"	angle right	no	↑	↓	
602100017	E Antique copper	M22x1,5	3/4"	angle right	yes	↑	↓	
602100018	E Antique copper	M22x1,5	3/4"	angle right	no	↑	↓	
602100021	E Antique brass	M22x1,5	3/4"	angle right	yes	↑	↓	
602100022	E Antique brass	M22x1,5	3/4"	angle right	no	↑	↓	

Pipe connectors
for the valve need
to be ordered
separately, listed on
page:

104-106

EXCLUSIVE VALVE SETS

DUO-PLEX CONNECTION BLOCK SETS (THERMOSTATIC HEAD ON THE RETURN PIPE)



Duo-plex connection block set,
straight

602100034

RAL/SPECIAL

Available finishes:



Two type of sets. Set includes:

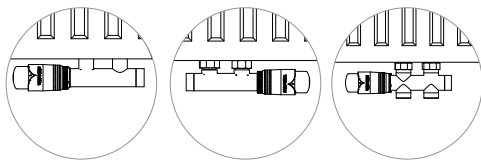
A) DUO-PLEX valve, 2 pcs.

Nipples 1/2x3/4, Thermostatic head.

B) DUO-PLEX valve, Thermostatic head

Spacing D=50 mm

Product Code	Colour	Pipe connection	Radiator connection	Pattern	Nipples	Additional information
602100031	E White	M22x1,5	3/4"	straight	yes	
602100032	E White	M22x1,5	3/4"	straight	no	
602100033	E Chrome	M22x1,5	3/4"	straight	yes	
602100034	E Chrome	M22x1,5	3/4"	straight	no	
602100035	E Satin	M22x1,5	3/4"	straight	yes	
602100036	E Satin	M22x1,5	3/4"	straight	no	Pipe connectors for the valve need to be ordered separately, listed on page: 104-106
602100037	E Steel	M22x1,5	3/4"	straight	yes	
602100038	E Steel	M22x1,5	3/4"	straight	no	
602100039	E Antique copper	M22x1,5	3/4"	straight	yes	
602100040	E Antique copper	M22x1,5	3/4"	straight	no	
602100041	E Antique brass	M22x1,5	3/4"	straight	yes	
602100042	E Antique brass	M22x1,5	3/4"	straight	no	



Duo-plex set
angle left

Duo-plex set
angle right

Duo-plex set
straight

DUO-PLEX CONNECTION BLOCK SETS (THERMOSTATIC HEAD ON THE SUPPLY PIPE)



Duo-plex connection block set,
angle left
612100007

RAL/SPECIAL

Available finishes:



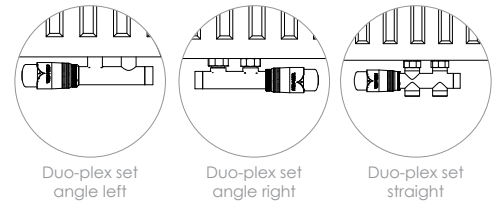
Two type of sets. Set includes:
A) DUO-PLEX valve, 2 pcs.
Nipples 1/2x3/4, Thermostatic head.
B) DUO-PLEX valve, Thermostatic head

Spacing D=50 mm

Product Code	Colour	Pipe connection	Radiator connection	Pattern	Nipples	Left side	Right side	Additional information
612100003	E White	M22x1,5	3/4"	angle left	yes	↑	↓	
612100004	E White	M22x1,5	3/4"	angle left	no	↑	↓	
612100007	E Chrome	M22x1,5	3/4"	angle left	yes	↑	↓	
612100008	E Chrome	M22x1,5	3/4"	angle left	no	↑	↓	
612100011	E Satin	M22x1,5	3/4"	angle left	yes	↑	↓	
612100012	E Satin	M22x1,5	3/4"	angle left	no	↑	↓	
612100015	E Steel	M22x1,5	3/4"	angle left	yes	↑	↓	Pipe connectors for the valve need to be ordered separately, listed on page: 104-106
612100016	E Steel	M22x1,5	3/4"	angle left	no	↑	↓	
612100019	E Antique copper	M22x1,5	3/4"	angle left	yes	↑	↓	
612100020	E Antique copper	M22x1,5	3/4"	angle left	no	↑	↓	
612100023	E Antique brass	M22x1,5	3/4"	angle left	yes	↑	↓	
612100024	E Antique brass	M22x1,5	3/4"	angle left	no	↑	↓	

EXCLUSIVE VALVE SETS

DUO-PLEX CONNECTION BLOCK SETS (THERMOSTATIC HEAD ON THE SUPPLY PIPE)



Duo-plex connection block set,
angle right
612100005

RAL/SPECIAL

Available finishes:

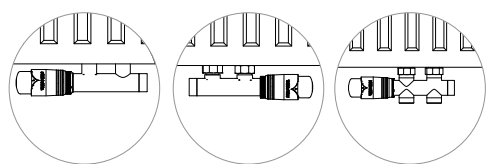


Two type of sets. Set includes:
A) DUO-PLEX valve, 2 pcs.
Nipples 1/2x3/4, Thermostatic head.
B) DUO-PLEX valve, Thermostatic head

Spacing D=50 mm

Product Code	Colour	Pipe connection	Radiator connection	Pattern	Nipples	Left side	Right side	Additional information
612100001	E White	M22x1,5	3/4"	angle right	yes	↓	↑	
612100002	E White	M22x1,5	3/4"	angle right	no	↓	↑	
612100005	E Chrome	M22x1,5	3/4"	angle right	yes	↓	↑	
612100006	E Chrome	M22x1,5	3/4"	angle right	no	↓	↑	
612100009	E Satin	M22x1,5	3/4"	angle right	yes	↓	↑	
612100010	E Satin	M22x1,5	3/4"	angle right	no	↓	↑	
612100013	E Steel	M22x1,5	3/4"	angle right	yes	↓	↑	
612100014	E Steel	M22x1,5	3/4"	angle right	no	↓	↑	
612100017	E Antique copper	M22x1,5	3/4"	angle right	yes	↓	↑	
612100018	E Antique copper	M22x1,5	3/4"	angle right	no	↓	↑	
612100021	E Antique brass	M22x1,5	3/4"	angle right	yes	↓	↑	
612100022	E Antique brass	M22x1,5	3/4"	angle right	no	↓	↑	

Pipe connectors for the valve need to be ordered separately, listed on page: 104-106



Duo-plex set angle left

Duo-plex set angle right

Duo-plex set straight

DUO-PLEX CONNECTION BLOCK SETS 3/4 x 3/4



Duo-plex connection block set, angle
602100405

RAL/SPECIAL

Available finishes:



Set includes: DUO-PLEX valve,
Thermostatic head.
Spacing D=50 mm

Product Code	Colour	Pipe connection	Radiator connection	Pattern	Left side	Right side	Additional information
602100402	E White	3/4"	3/4"	angle	↑	↓	Pipe connectors for the valve need to be ordered separately, listed on page: 104-106
602100405	E Chrome	3/4"	3/4"	angle	↑	↓	
602100408	E Satin	3/4"	3/4"	angle	↑	↓	
602100411	E Steel	3/4"	3/4"	angle	↑	↓	
602100414	E Antique copper	3/4"	3/4"	angle	↑	↓	
602100417	E Antique brass	3/4"	3/4"	angle	↑	↓	



Duo-plex connection block set, angle
602100404

RAL/SPECIAL

Available finishes:

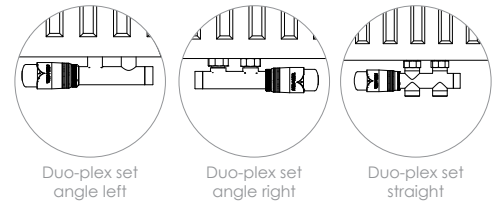


Set includes: DUO-PLEX valve,
Thermostatic head.
Spacing D=50 mm

Product Code	Colour	Pipe connection	Radiator connection	Pattern	Left side	Right side	Additional information
602100401	E White	3/4"	3/4"	angle	↓	↑	Pipe connectors for the valve need to be ordered separately, listed on page: 104-106
602100404	E Chrome	3/4"	3/4"	angle	↓	↑	
602100407	E Satin	3/4"	3/4"	angle	↓	↑	
602100410	E Steel	3/4"	3/4"	angle	↓	↑	
602100413	E Antique copper	3/4"	3/4"	angle	↓	↑	
602100416	E Antyczny Mosaiczk	3/4"	3/4"	angle	↓	↑	

EXCLUSIVE VALVE SETS

DUO-PLEX CONNECTION BLOCK SETS 3/4 x 3/4



Duo-plex connection block set, straight
602100406

RAL/SPECIAL

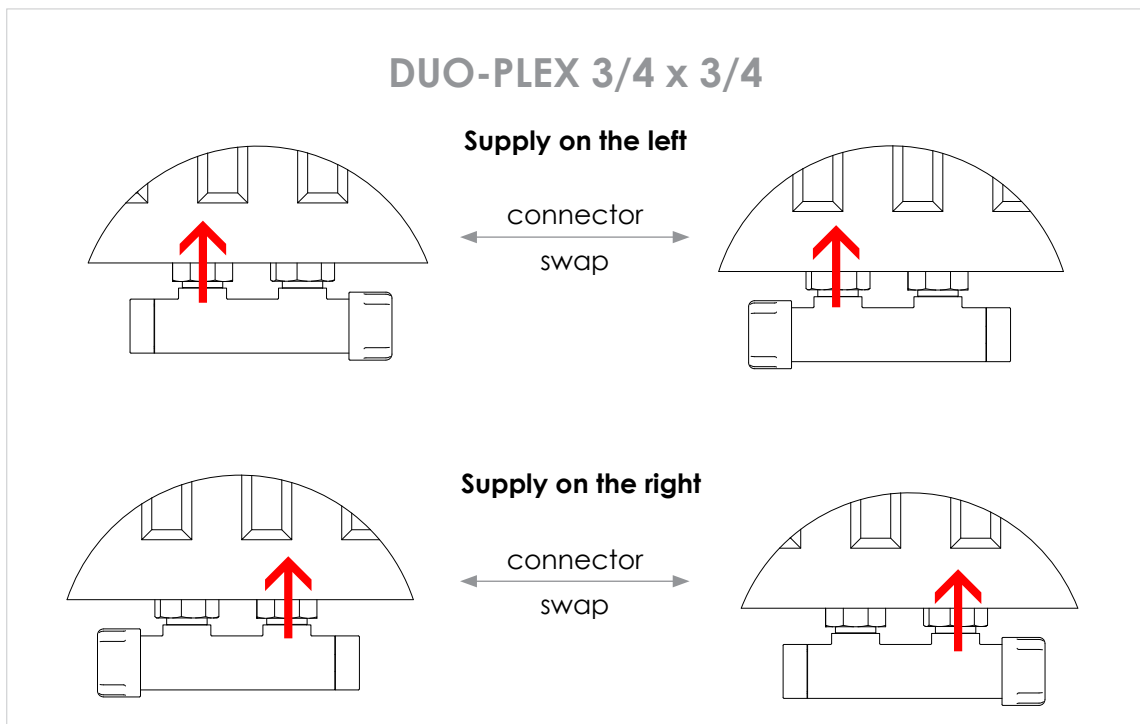
Available finishes:

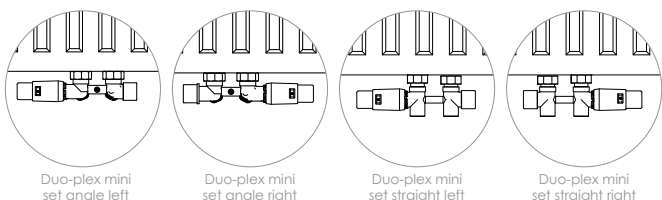


Set includes: DUO-PLEX valve,
 Thermostatic head.
 Spacing D=50 mm



Product Code	Colour	Pipe connection	Radiator connection	Pattern	Additional information
602100403	White	3/4"	3/4"	straight	Pipe connectors for the valve need to be ordered separately, listed on page: 104-106
602100406	Chrome	3/4"	3/4"	straight	
602100409	Satin	3/4"	3/4"	straight	
602100412	Steel	3/4"	3/4"	straight	
602100415	Antique copper	3/4"	3/4"	straight	
602100418	Antique brass	3/4"	3/4"	straight	





DUO-PLEX MINI CONNECTION BLOCK SETS (THERMOSTATIC HEAD ON THE SUPPLY PIPE)



Duo-plex connection block set, angle left
606200026

RAL/SPECIAL

Available finishes:



Set includes: Duo-plex valve,
Thermostatic head.
Spacing D=50 mm

Valve with round bar
available on demand.

Product Code	Colour	Pipe connection	Radiator connection	Pattern	Nipples	Left side	Right side	Additional information
606200026	E White	M22x1,5	3/4"	angle left	yes	↑	↓	
606200017	E Chrome	M22x1,5	3/4"	angle left	yes	↑	↓	
606200027	E White	M22x1,5	3/4"	angle right	yes	↓	↑	Pipe connectors for the valve need to be ordered separately, listed on page: 104-106
606200018	E Chrome	M22x1,5	3/4"	angle right	yes	↓	↑	
606200028	E White	M22x1,5	3/4"	straight	yes			
606200019	E Chrome	M22x1,5	3/4"	straight	yes			

DUO-PLEX MINI CONNECTION BLOCK SETS



Duo-plex connection block set, angle left
606200011

RAL/SPECIAL

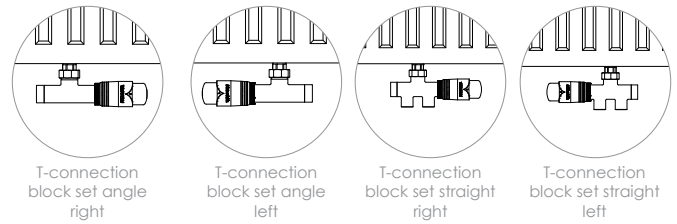
Set includes: Duo-plex valve,
Thermostatic head.
Spacing D=50 mm

Valve with round bar
available on demand.

Product Code	Colour	Pipe connection	Radiator connection	Pattern	Nipples	Left side	Right side	Additional information
606200011	E Nickel plated	M22x1,5	3/4"	angle left	yes	↑	↓	Pipe connectors for the valve need to be ordered separately, listed on page: 104-106
606200012	E Nickel plated	M22x1,5	3/4"	angle right	yes	↑	↓	
606200013	E Nickel plated	M22x1,5	3/4"	straight	yes			

EXCLUSIVE VALVE SETS

T-CONNECTION BLOCK SETS TYPE 40



T-connection block set, angle right
602100063

RAL/SPECIAL

Available finishes:

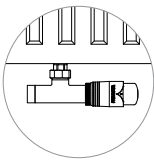


Set includes: T-connection block,
Thermostatic head. D=40 mm,
set with a 30 cm collector pipe.

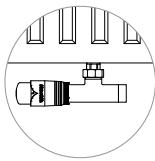


Product Code	Colour	Pipe connection	Radiator connection	Pattern	Left side	Right side	Additional information
602100062	White	M22x1,5	1/2"	angle left	↓	↑	
602100064	Chrome	M22x1,5	1/2"	angle left	↓	↑	
602100066	Satin	M22x1,5	1/2"	angle left	↓	↑	
602100068	Steel	M22x1,5	1/2"	angle left	↓	↑	
602100070	Antique copper	M22x1,5	1/2"	angle left	↓	↑	
602100072	Antique brass	M22x1,5	1/2"	angle left	↓	↑	
602100061	White	M22x1,5	1/2"	angle right	↑	↓	
602100063	Chrome	M22x1,5	1/2"	angle right	↑	↓	
602100065	Satin	M22x1,5	1/2"	angle right	↑	↓	Pipe connectors for the valve need to be ordered separately, listed on page: 104-106
602100067	Steel	M22x1,5	1/2"	angle right	↑	↓	
602100069	Antique copper	M22x1,5	1/2"	angle right	↑	↓	
602100071	Antique brass	M22x1,5	1/2"	angle right	↑	↓	
602100073	White	M22x1,5	1/2"	straight			
602100074	Chrome	M22x1,5	1/2"	straight			
602100075	Satin	M22x1,5	1/2"	straight			
602100076	Steel	M22x1,5	1/2"	straight			
602100077	Antique copper	M22x1,5	1/2"	straight			
602100078	Antique brass	M22x1,5	1/2"	straight			

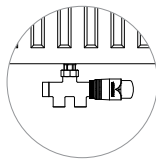
T-CONNECTION BLOCK SETS TYPE 50



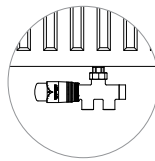
T-connection block set angle right



T-connection block set angle left



T-connection block set straight right



T-connection block set straight left



T-connection block set, angle right
602400053

RAL/SPECIAL

Available finishes:

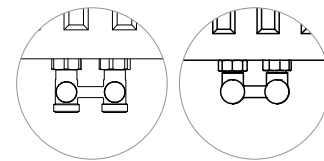


Set includes: T-connection block, Thermostatic head, D=50 mm, set with a 30 cm collector pipe

Product Code	Colour	Pipe connection	Radiator connection	Pattern	Left side	Right side	Additional information
602400052	White	M22x1,5	1/2"	angle left	↓	↑	
602400054	Chrome	M22x1,5	1/2"	angle left	↓	↑	
602400056	Satin	M22x1,5	1/2"	angle left	↓	↑	
602400058	Steel	M22x1,5	1/2"	angle left	↓	↑	
602400060	Antique copper	M22x1,5	1/2"	angle left	↓	↑	
602400062	Antique brass	M22x1,5	1/2"	angle left	↓	↑	
602400051	White	M22x1,5	1/2"	angle right	↑	↓	Pipe connectors for the valve need to be ordered separately, listed on page: 104-106
602400053	Chrome	M22x1,5	1/2"	angle right	↑	↓	
602400055	Satin	M22x1,5	1/2"	angle right	↑	↓	
602400057	Steel	M22x1,5	1/2"	angle right	↑	↓	
602400059	Antique copper	M22x1,5	1/2"	angle right	↑	↓	
602400061	Antique brass	M22x1,5	1/2"	angle right	↑	↓	

EXCLUSIVE VALVE SETS

EXCLUSIVE H-VALVE SETS



Exclusive H-valves
set straight

Exclusive H-valves
set angle

Double H-valve for a V-type radiator, angle

60100024

RAL/SPECIAL

Available finishes:



Two type of sets. Set includes:

A) H-valve, 2 pcs. Nipples 1/2x3/4,
Thermostatic head.

B) H-valve, Thermostatic head

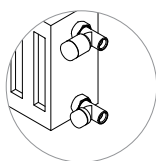
Spacing D=50 mm



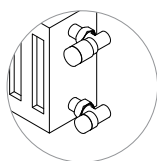
Product Code	Colour	Pipe connection	Radiator connection	Pattern	Nipple	Additional information
60100020	E White	M22x1,5	3/4"	angle	yes	
60100022	E White	M22x1,5	3/4"	angle	no	
60100024	E Chrome	M22x1,5	3/4"	angle	yes	
60100026	E Chrome	M22x1,5	3/4"	angle	no	
60100028	E Satin	M22x1,5	3/4"	angle	yes	
60100030	E Satin	M22x1,5	3/4"	angle	no	
60100032	E Steel	M22x1,5	3/4"	angle	yes	
60100034	E Steel	M22x1,5	3/4"	angle	no	
60100036	E Antique copper	M22x1,5	3/4"	angle	yes	
60100038	E Antique copper	M22x1,5	3/4"	angle	no	
60100040	E Antique brass	M22x1,5	3/4"	angle	yes	
60100042	E Antique brass	M22x1,5	3/4"	angle	no	
60100021	E White	M22x1,5	3/4"	straight	yes	
60100023	E White	M22x1,5	3/4"	straight	no	
60100025	E Chrome	M22x1,5	3/4"	straight	yes	
60100027	E Chrome	M22x1,5	3/4"	straight	no	
60100029	E Satin	M22x1,5	3/4"	straight	yes	
60100031	E Satin	M22x1,5	3/4"	straight	no	
60100033	E Steel	M22x1,5	3/4"	straight	yes	
60100035	E Steel	M22x1,5	3/4"	straight	no	
60100037	E Antique copper	M22x1,5	3/4"	straight	yes	
60100039	E Antique copper	M22x1,5	3/4"	straight	no	
60100041	E Antique brass	M22x1,5	3/4"	straight	yes	
60100043	E Antique brass	M22x1,5	3/4"	straight	no	

Pipe connectors for
the valve need to be
ordered separately,
listed on page:

104-106



Elegant manual set straight



Elegant manual set angle

ELEGANT SETS



Manual angle valve set, angle
60420003

RAL/SPECIAL

Available finishes:

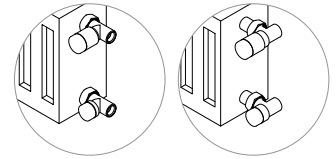


Set includes: Manual valve, lockshield valve.

Product Code	Colour	Pipe connection	Radiator connection	Pattern	Connector
604200001	E White	M22x1,5	1/2"	angle	Cu
604200002	E White	M22x1,5	1/2"	angle	Pex
604200003	E Chrome	M22x1,5	1/2"	angle	Cu
604200004	E Chrome	M22x1,5	1/2"	angle	Pex
604200005	E White – Chrome	M22x1,5	1/2"	angle	Cu
604200006	E White – Chrome	M22x1,5	1/2"	angle	Pex
604200041	E Antique copper	M22x1,5	1/2"	angle	Cu
604200042	E Antique copper	M22x1,5	1/2"	angle	Pex
604200043	E Antique brass	M22x1,5	1/2"	angle	Cu
604200044	E Antique brass	M22x1,5	1/2"	angle	Pex
604200045	E Steel	M22x1,5	1/2"	angle	Cu
604200046	E Steel	M22x1,5	1/2"	angle	Pex
604200047	E Satin	M22x1,5	1/2"	angle	Cu
604200048	E Satin	M22x1,5	1/2"	angle	Pex
604200049	E Gold	M22x1,5	1/2"	angle	Cu
604200050	E Gold	M22x1,5	1/2"	angle	Pex
604200051	E Gold matt	M22x1,5	1/2"	angle	Cu
604200052	E Gold matt	M22x1,5	1/2"	angle	Pex
604200101	E White	M22x1,5	1/2"	angle	Steel 1/2"
604200102	E Chrome	M22x1,5	1/2"	angle	Steel 1/2"
604200103	E White – Chrome	M22x1,5	1/2"	angle	Steel 1/2"
604200104	E Antique copper	M22x1,5	1/2"	angle	Steel 1/2"
604200105	E Antique brass	M22x1,5	1/2"	angle	Steel 1/2"
604200106	E Steel	M22x1,5	1/2"	angle	Steel 1/2"
604200107	E Satin	M22x1,5	1/2"	angle	Steel 1/2"
604200108	E Gold	M22x1,5	1/2"	angle	Steel 1/2"
604200109	E Gold matt	M22x1,5	1/2"	angle	Steel 1/2"

EXCLUSIVE VALVE SETS

ELEGANT SETS



Elegant manual set straight

Elegant manual set angle

Manual straight valve set, straight
604200023

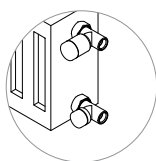
RAL/SPECIAL

Available finishes:

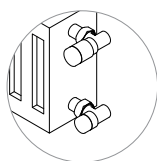


Set includes: Manual valve, lockshield valve.

Product Code		Colour	Pipe connection	Radiator connection	Pattern	Connector
604200021	E	White	M22x1,5	1/2"	straight	Cu
604200022	E	White	M22x1,5	1/2"	straight	Pex
604200023	E	Chrome	M22x1,5	1/2"	straight	Cu
604200024	E	Chrome	M22x1,5	1/2"	straight	Pex
604200025	E	White - Chrome	M22x1,5	1/2"	straight	Cu
604200026	E	White - Chrome	M22x1,5	1/2"	straight	Pex
604200055	E	Antique copper	M22x1,5	1/2"	straight	Cu
604200056	E	Antique copper	M22x1,5	1/2"	straight	Pex
604200057	E	Antique brass	M22x1,5	1/2"	straight	Cu
604200058	E	Antique brass	M22x1,5	1/2"	straight	Pex
604200059	E	Steel	M22x1,5	1/2"	straight	Cu
604200060	E	Steel	M22x1,5	1/2"	straight	Pex
604200061	E	Satin	M22x1,5	1/2"	straight	Cu
604200062	E	Satin	M22x1,5	1/2"	straight	Pex
604200063	E	Gold	M22x1,5	1/2"	straight	Cu
604200064	E	Gold	M22x1,5	1/2"	straight	Pex
604200065	E	Gold matt	M22x1,5	1/2"	straight	Cu
604200066	E	Gold matt	M22x1,5	1/2"	straight	Pex
604200111	E	White	M22x1,5	1/2"	straight	Steel 1/2"
604200112	E	Chrome	M22x1,5	1/2"	straight	Steel 1/2"
604200113	E	White - Chrome	M22x1,5	1/2"	straight	Steel 1/2"
604200114	E	Antique copper	M22x1,5	1/2"	straight	Steel 1/2"
604200115	E	Antique brass	M22x1,5	1/2"	straight	Steel 1/2"
604200116	E	Steel	M22x1,5	1/2"	straight	Steel 1/2"
604200117	E	Satin	M22x1,5	1/2"	straight	Steel 1/2"
604200118	E	Gold	M22x1,5	1/2"	straight	Steel 1/2"
604200119	E	Gold matt	M22x1,5	1/2"	straight	Steel 1/2"



Elegant thermostatic set straight



Elegant thermostatic set angle

ELEGANT SETS



Thermostatic angle valve set, angle
604200013

RAL/SPECIAL

Available finishes:



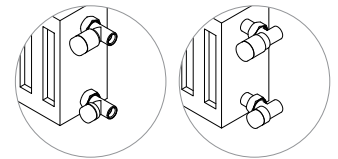
Set includes: Thermostatic head, thermostatic valve, lockshield valve.

Product Code	Colour	Pipe connection	Radiator connection	Pattern	Connector
604200011	E White	M22x1,5	1/2"	angle	Cu
604200012	E White	M22x1,5	1/2"	angle	Pex
604200013	E Chrome	M22x1,5	1/2"	angle	Cu
604200014	E Chrome	M22x1,5	1/2"	angle	Pex
604200015	E White - Chrome	M22x1,5	1/2"	angle	Cu
604200016	E White - Chrome	M22x1,5	1/2"	angle	Pex
604200019	E Steel	M22x1,5	1/2"	angle	Cu
604200020	E Steel	M22x1,5	1/2"	angle	Pex
604200069	E Satin	M22x1,5	1/2"	angle	Cu
604200070	E Satin	M22x1,5	1/2"	angle	Pex
604200071	E Antique copper	M22x1,5	1/2"	angle	Cu
604200072	E Antique copper	M22x1,5	1/2"	angle	Pex
604200073	E Antique brass	M22x1,5	1/2"	angle	Cu
604200074	E Antique brass	M22x1,5	1/2"	angle	Pex
604200085	E Gold	M22x1,5	1/2"	angle	Cu
604200086	E Gold	M22x1,5	1/2"	angle	Pex
604200087*	E Gold matt	M22x1,5	1/2"	angle	Cu
604200088*	E Gold matt	M22x1,5	1/2"	angle	Pex
604200121	E White	M22x1,5	1/2"	angle	Steel 1/2"
604200122	E Chrome	M22x1,5	1/2"	angle	Steel 1/2"
604200123	E White - Chrome	M22x1,5	1/2"	angle	Steel 1/2"
604200124	E Antique copper	M22x1,5	1/2"	angle	Steel 1/2"
604200125	E Antique brass	M22x1,5	1/2"	angle	Steel 1/2"
604200126	E Steel	M22x1,5	1/2"	angle	Steel 1/2"
604200127	E Satin	M22x1,5	1/2"	angle	Steel 1/2"
604200128	E Gold	M22x1,5	1/2"	angle	Steel 1/2"
604200129*	E Gold matt	M22x1,5	1/2"	angle	Steel 1/2"

* Set with a MINI thermostatic head

EXCLUSIVE VALVE SETS

ELEGANT SETS



Elegant thermostatic set straight

Elegant thermostatic set angle

Thermostatic straight valve set, straight
604200033

RAL/SPECIAL

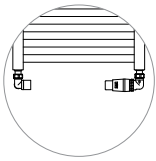
Available finishes:



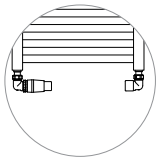
Set includes: Thermostatic head, thermostatic valve, lockshield valve.

Product Code	Colour	Pipe connection	Radiator connection	Pattern	Connector
604200031	White	M22x1,5	1/2"	straight	Cu
604200032	White	M22x1,5	1/2"	straight	Pex
604200033	Chrome	M22x1,5	1/2"	straight	Cu
604200034	Chrome	M22x1,5	1/2"	straight	Pex
604200035	White – Chrome	M22x1,5	1/2"	straight	Cu
604200036	White – Chrome	M22x1,5	1/2"	straight	Pex
604200075	Steel	M22x1,5	1/2"	straight	Cu
604200076	Steel	M22x1,5	1/2"	straight	Pex
604200077	Satin	M22x1,5	1/2"	straight	Cu
604200078	Satin	M22x1,5	1/2"	straight	Pex
604200079	Antique copper	M22x1,5	1/2"	straight	Cu
604200080	Antique copper	M22x1,5	1/2"	straight	Pex
604200081	Antique brass	M22x1,5	1/2"	straight	Cu
604200082	Antique brass	M22x1,5	1/2"	straight	Pex
604200089	Gold	M22x1,5	1/2"	straight	Cu
604200090	Gold	M22x1,5	1/2"	straight	Pex
604200091*	Gold matt	M22x1,5	1/2"	straight	Cu
604200092*	Gold matt	M22x1,5	1/2"	straight	Pex
604200131	White	M22x1,5	1/2"	straight	Steel 1/2"
604200132	Chrome	M22x1,5	1/2"	straight	Steel 1/2"
604200133	White – Chrome	M22x1,5	1/2"	straight	Steel 1/2"
604200134	Antique copper	M22x1,5	1/2"	straight	Steel 1/2"
604200135	Antique brass	M22x1,5	1/2"	straight	Steel 1/2"
604200136	Steel	M22x1,5	1/2"	straight	Steel 1/2"
604200137	Satin	M22x1,5	1/2"	straight	Steel 1/2"
604200138	Gold	M22x1,5	1/2"	straight	Steel 1/2"
604200139*	Gold matt	M22x1,5	1/2"	straight	Steel 1/2"

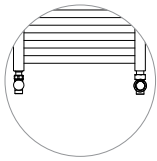
* Set with a MINI thermostatic head



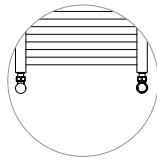
Elegant mini thermostatic set side-angle right



Elegant mini thermostatic set side-angle left



Elegant mini thermostatic set straight



Elegant mini thermostatic set angle

ELEGANT MINI SETS

Sets available in a wide colour range. Versions: Satin, Steel, Antique copper, Antique brass, available on demand.



Thermostatic angle valve set, angle
603400047

RAL/SPECIAL

Available finishes:



Set includes: Thermostatic head, thermostatic valve, lockshield valve.

Product Code	Colour	Pipe connection	Radiator connection	Pattern	Additional information
603400041	E White	M22x1,5	1/2"	angle	Pipe connectors for the valve need to be ordered separately, listed on page: 104-106
603400042	E White – Chrome	M22x1,5	1/2"	angle	
603400047	E Chrome	M22x1,5	1/2"	angle	



Thermostatic straight valve set, straight
603400049

RAL/SPECIAL

Available finishes:

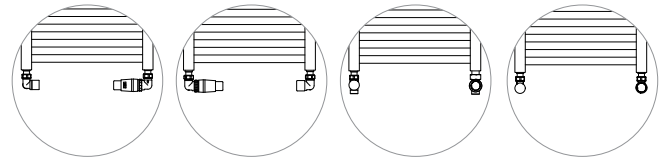


Set includes: Thermostatic head, thermostatic valve, lockshield valve.

Product Code	Colour	Pipe connection	Radiator connection	Pattern	Additional information
603400043	E White	M22x1,5	1/2"	straight	Pipe connectors for the valve need to be ordered separately, listed on page: 104-106
603400044	E White – Chrome	M22x1,5	1/2"	straight	
603400049	E Chrome	M22x1,5	1/2"	straight	

EXCLUSIVE VALVE SETS

ELEGANT MINI SETS



Elegant mini thermostatic set side-angle right

Elegant mini thermostatic set side-angle left

Elegant mini thermostatic set straight

Elegant mini thermostatic set angle

Thermostatic side-angle left valve set, side-angle left

603400051

RAL/SPECIAL

Available finishes:



Set includes: Thermostatic head, thermostatic valve, lockshield valve.

Product Code	Colour	Pipe connection	Radiator connection	Pattern	Left side	Right side	Additional information
603400045	E White	M22x1,5	1/2"	side-angle left	↑	↓	Pipe connectors for the valve need to be ordered separately, listed on page: 104-106
603400046	E White – Chrome	M22x1,5	1/2"	side-angle left	↑	↓	
603400051	E Chrome	M22x1,5	1/2"	side-angle left	↑	↓	

Thermostatic side-angle right valve set, side-angle right

603400073

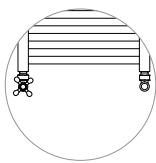
RAL/SPECIAL

Available finishes:



Set includes: Thermostatic head, thermostatic valve, lockshield valve.

Product Code	Colour	Pipe connection	Radiator connection	Pattern	Left side	Right side	Additional information
603400071	E White	M22x1,5	1/2"	side-angle right	↓	↑	Pipe connectors for the valve need to be ordered separately, listed on page: 104-106
603400072	E White – Chrome	M22x1,5	1/2"	side-angle right	↓	↑	
603400073	E Chrome	M22x1,5	1/2"	side-angle right	↓	↑	



Elegant Style
manual set angle

ELEGANT STYLE MANUAL SETS

Elegant Style series is made based on Elegant valve bodies.

Sets available in a wide colour range. Versions: Satin, Steel, Antique copper, Antique brass, available on demand.



Manual valve set, angle

60480007

RAL/SPECIAL

Available finishes:



Set includes: Manual valve, lockshield valve.



Manual valve set, angle

60480010

RAL/SPECIAL

Available finishes:

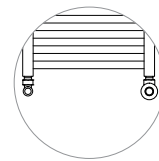


Set includes: Manual valve, lockshield valve.

Product Code	Colour	Pipe connection	Radiator connection	Pattern	Connector
60480001	White with a wooden top	M22x1,5	1/2"	angle	Cu
60480002	White with a wooden top	M22x1,5	1/2"	angle	Pex
60480003	White with a wooden top	M22x1,5	1/2"	angle	Steel 1/2"
60480004	White without a wooden top	M22x1,5	1/2"	angle	Cu
60480005	White without a wooden top	M22x1,5	1/2"	angle	Pex
60480006	White without a wooden top	M22x1,5	1/2"	angle	Steel 1/2"
60480007	Chrome with a wooden top	M22x1,5	1/2"	angle	Cu
60480008	Chrome with a wooden top	M22x1,5	1/2"	angle	Pex
60480009	Chrome with a wooden top	M22x1,5	1/2"	angle	Steel 1/2"
60480010	Chrome without a wooden top	M22x1,5	1/2"	angle	Cu
60480011	Chrome without a wooden top	M22x1,5	1/2"	angle	Pex
60480012	Chrome without a wooden top	M22x1,5	1/2"	angle	Steel 1/2"

EXCLUSIVE VALVE SETS

ELEGANT PRESTIGE MANUAL SETS



Elegant Prestige manual set angle

Prestige series is made based on Elegant valve bodies also on LUX and Exclusive. Sets available in a wide colour range. Versions: Satin, Steel, Antique copper, Antique brass, available on demand. Manual, wooden handwheels are available in three shapes: conical, cylindrical thin, cylindrical thick.

Elegant Prestige manual set
with a conical handwheel, angle
604500010

RAL/SPECIAL

Available finishes:



Set includes: manual valve,
lockshield valve.

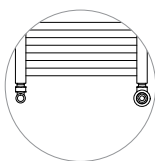
Wooden elements available with
following dyes:



OAK MAHOGANY WENGE



Product Code		Colour	Pipe connection	Radiator connection	Pattern	Connector	Type of wooden handwheel
604500001	E	White	M22x1,5	1/2"	angle	Cu	conical
604500002	E	White	M22x1,5	1/2"	angle	Pex	conical
604500003	E	White	M22x1,5	1/2"	angle	Steel 1/2"	conical
604500004	E	White	M22x1,5	1/2"	angle	Cu	cylindrical thick
604500005	E	White	M22x1,5	1/2"	angle	Pex	cylindrical thick
604500006	E	White	M22x1,5	1/2"	angle	Steel 1/2"	cylindrical thick
604500007	E	Chrome	M22x1,5	1/2"	angle	Cu	conical
604500008	E	Chrome	M22x1,5	1/2"	angle	Pex	conical
604500009	E	Chrome	M22x1,5	1/2"	angle	Steel 1/2"	conical
604500010	E	Chrome	M22x1,5	1/2"	angle	Cu	cylindrical thick
604500011	E	Chrome	M22x1,5	1/2"	angle	Pex	cylindrical thick
604500012	E	Chrome	M22x1,5	1/2"	angle	Steel 1/2"	cylindrical thick
604500013	E	Chrome	M22x1,5	1/2"	angle	Cu	cylindrical thin
604500014	E	Chrome	M22x1,5	1/2"	angle	Pex	cylindrical thin
604500015	E	Chrome	M22x1,5	1/2"	angle	Steel 1/2"	cylindrical thin
604500016	E	Chrome	M22x1,5	1/2"	angle	Cu	cylindrical thick
604500017	E	Chrome	M22x1,5	1/2"	angle	Pex	cylindrical thick
604500018	E	Chrome	M22x1,5	1/2"	angle	Steel 1/2"	cylindrical thick



Elegant Prestige
thermostatic set
angle

ELEGANT PRESTIGE THERMOSTATIC SETS

Prestige series is made based on Elegant valve bodies also on LUX and Exclusive. Sets available in a wide colour range. Versions: Satin, Steel, Antique copper, Antique brass, available on demand. Manual, wooden handwheels are available in three shapes: conical, cylindrical thin, cylindrical thick.



Elegant Prestige thermostatic set
with a conical handwheel, angle
604500083


RAL/SPECIAL

Available finishes:



Set includes: thermostatic valve with
a head, lockshield valve.

Wooden elements available with
following dyes:



OAK MAHOGANY WENGE

Product Code	Colour	Pipe connection	Radiator connection	Pattern	Connector	Type of wooden handwheel
604500073	White	M22x1,5	1/2"	angle	Cu	conical
604500074	White	M22x1,5	1/2"	angle	Pex	conical
604500075	White	M22x1,5	1/2"	angle	Steel 1/2"	conical
604500079	White	M22x1,5	1/2"	angle	Cu	cylindrical thick
604500080	White	M22x1,5	1/2"	angle	Pex	cylindrical thick
604500081	White	M22x1,5	1/2"	angle	Steel 1/2"	cylindrical thick
604500082	Chrome	M22x1,5	1/2"	angle	Cu	conical
604500083	Chrome	M22x1,5	1/2"	angle	Pex	conical
604500084	Chrome	M22x1,5	1/2"	angle	Steel 1/2"	conical
604500088	Chrome	M22x1,5	1/2"	angle	Cu	cylindrical thick
604500089	Chrome	M22x1,5	1/2"	angle	Pex	cylindrical thick
604500090	Chrome	M22x1,5	1/2"	angle	Steel 1/2"	cylindrical thick

EXCLUSIVE VALVE SETS

HANDWHEELS FOR MANUAL SETS



138



167



168

Wooden elements available with following dyes:



OAK MAHOGANY WENGE

Photo no.	Product
138	Manual valve cylindrical thin handwheel
167	Manual valve conical handwheel
168	Manual valve cylindrical thick handwheel

HANDWHEELS FOR THERMOSTATIC SETS



151



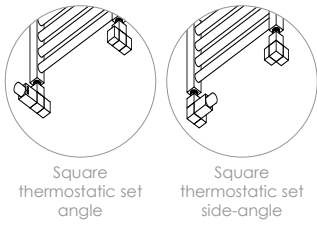
157

Wooden elements available with following dyes:



OAK MAHOGANY WENGE

Photo no.	Product
151	Thermostatic valve conical handwheel
157	Thermostatic valve cylindrical handwheel



SQUARE THERMOSTATIC SETS

Sets available in a wide colour range. Versions: Satin, Steel, Antique copper, Antique brass, available on demand.



Square thermostatic set, angle
605800002

RAL/SPECIAL

Available finishes:



Set includes: Square thermostatic valve, Square lockshield valve, Square head, integrated connectors.

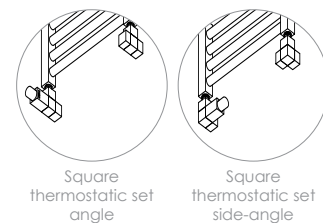
Product Code	Colour	Radiator connection	Pattern	Connector
605800001	E White	1/2"	angle	Cu
605800002	E Chrome	1/2"	angle	Cu
605800021	E White	1/2"	angle	Pex
605800022	E Chrome	1/2"	angle	Pex
605800041	E White	1/2"	angle	Steel 1/2"
605800042	E Chrome	1/2"	angle	Steel 1/2"

Duo-plex connection block



EXCLUSIVE VALVE SETS

SQUARE THERMOSTATIC SETS



Sets available in a wide colour range. Versions: Satin, Steel, Antique copper, Antique brass, available on demand.

Square thermostatic set,
side-angle

605800008

RAL/SPECIAL

Available finishes:



Set includes: Square thermostatic valve,
Square lockshield valve, Square head,
integrated connectors

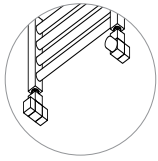


84

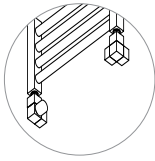
Product Code		Colour	Radiator connection	Pattern	Connector
605800007	E	White	1/2"	side-angle	Cu
605800008	E	Chrome	1/2"	side-angle	Cu
605800027	E	White	1/2"	side-angle	Pex
605800028	E	Chrome	1/2"	side-angle	Pex
605800047	E	White	1/2"	side-angle	Steel 1/2"
605800048	E	Chrome	1/2"	side-angle	Steel 1/2"

Exclusive H-valve





Square manual set angle



Square manual set side-angle

SQUARE MANUAL SETS

Sets available in a wide colour range. Versions: Satin, Steel, Antique copper, Antique brass, available on demand.



Square manual set, angle

605800062

RAL/SPECIAL

Available finishes:

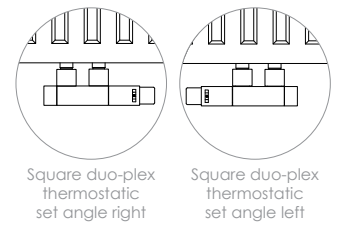


Set includes: Square manual valve, Square lockshield valve, integrated connectors.

Product Code		Colour	Radiator connection	Pattern	Connector
605800061	E	White	1/2"	angle	Cu
605800062	E	Chrome	1/2"	angle	Cu
605800081	E	White	1/2"	angle	Pex
605800082	E	Chrome	1/2"	angle	Pex
605800101	E	White	1/2"	angle	Steel 1/2"
605800102	E	Chrome	1/2"	angle	Steel 1/2"
605800067	E	White	1/2"	side-angle	Cu
605800068	E	Chrome	1/2"	side-angle	Cu
605800087	E	White	1/2"	side-angle	Pex
605800088	E	Chrome	1/2"	side-angle	Pex
605800107	E	White	1/2"	side-angle	Steel 1/2"
605800108	E	Chrome	1/2"	side-angle	Steel 1/2"

EXCLUSIVE VALVE SETS

DUO-PLEX SQUARE THERMOSTATIC SETS



Sets available in a wide colour range. Versions: Satin, Steel, Antique copper, Antique brass, available on demand.

Duo-plex Square thermostatic set,
angle right

605900067

RAL/SPECIAL

Available finishes:

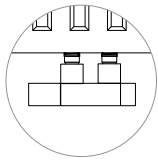


Set includes: Square angle Duo-plex valve,
Square thermostatic head, integrated
connectors.

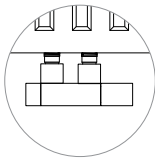
Thermostatic head mounted on the supply
pipe version available on demand.
As a standard the thermostatic head is
mounted on the return pipe.

V-type radiators, D=50 mm.

Product Code	Colour	Radiator connection	Pattern	Left side	Right side	Connector
605900064	E White	1/2"	angle left	↓	↑	Cu
605900065	E White	1/2"	angle left	↓	↑	Pex
605900066	E White	1/2"	angle left	↓	↑	Steel 1/2"
605900070	E Chrome	1/2"	angle left	↓	↑	Cu
605900071	E Chrome	1/2"	angle left	↓	↑	Pex
605900072	E Chrome	1/2"	angle left	↓	↑	Steel 1/2"
605900061	E White	1/2"	angle right	↑	↓	Cu
605900062	E White	1/2"	angle right	↑	↓	Pex
605900063	E White	1/2"	angle right	↑	↓	Steel 1/2"
605900067	E Chrome	1/2"	angle right	↑	↓	Cu
605900068	E Chrome	1/2"	angle right	↑	↓	Pex
605900069	E Chrome	1/2"	angle right	↑	↓	Steel 1/2"




Square duo-plex manual set angle left



Square duo-plex manual set angle right

DUO-PLEX SQUARE MANUAL SETS

Sets available in a wide colour range. Versions: Satin, Steel, Antique copper, Antique brass, available on demand.



Duo-plex Square manual set, angle right

605900117

RAL/SPECIAL

Available finishes:




Set includes: Square angle Duo-plex manual valve, integrated connectors.

Product Code	Colour	Radiator connection	Pattern	Connector	Left side	Right side
605900114	E White	1/2"	angle left	Cu	↓	↑
605900115	E White	1/2"	angle left	Pex	↓	↑
605900116	E White	1/2"	angle left	Steel 1/2"	↓	↑
605900120	E Chrome	1/2"	angle left	Cu	↓	↑
605900121	E Chrome	1/2"	angle left	Pex	↓	↑
605900122	E Chrome	1/2"	angle left	Steel 1/2"	↓	↑
605900111	E White	1/2"	angle right	Cu	↑	↓
605900112	E White	1/2"	angle right	Pex	↑	↓
605900113	E White	1/2"	angle right	Steel 1/2"	↑	↓
605900117	E Chrome	1/2"	angle right	Cu	↑	↓
605900118	E Chrome	1/2"	angle right	Pex	↑	↓
605900119	E Chrome	1/2"	angle right	Steel 1/2"	↑	↓

UNDERFLOOR HEATING SYSTEM

Underfloor heating is a low temperature, accumulative heating system. When properly planned, made and used it guarantees constant temperature and room humidity, creates the most recommended indoor climate.

Casette Sets With A Thermostatic Valve _____	90
Casette Temperature Limiters RTL _____	91
Casette Temperature Limiters RTL Kombi _____	92
Temperature Limiter RTL Lux Set _____	93
Temperature Limiter RTL Duo-Plex Set _____	96
Actuators _____	97



UNDERFLOOR HEATING SYSTEM

CASSETTE SET WITH A THERMOSTATIC VALVE

! **CASSETTE SETS WITH A THERMOSTATIC VALVE.** Used for heating medium temperature limiting in an underfloor heating system pipe. The system should not exceed the area of 20 m², total heating pipe loop length of 100 m and inner pipe diameter of 12 mm. Thermostatic valve responds to changes of room air temperature. The underfloor heating system should be provided with over-temperature protection preventing the heating medium from exceeding 50°C.

The set includes a cassette, in which a thermostatic valve with a built-in air vent and a thermostatic head.




Cassette set with a thermostatic valve
603200001

Product Code	Thermostatic head colour	Pipe connection	Box type and colour	Thermostatic head type	Box dimensions
603200001	E White	3/4"	square white	Brillant	145 x 145 x 60 mm
603200002	E White-Chrome	3/4"	square white	Brillant	145 x 145 x 60 mm
603200003	E Chrome	3/4"	square chrome	Brillant	145 x 145 x 60 mm
603200061	E White	3/4"	rectangular white	Diamant	145 x 185 x 60 mm
603200062	E White	3/4"	rectangular white	Brillant	145x 185 x 60 mm
603200063	E White-Chrome	3/4"	rectangular white	Brillant	145 x 185 x 60 mm
603200064	E Chrome	3/4"	rectangular chrome	Brillant	145 x 185 x 60 mm

Cassette temperature limiter RTL










CASSETTE TEMPERATURE LIMITER RTL

Cassette temperature limiter RTL is used for limiting the heating medium's temperature in an underfloor heating system. Thanks to the temperature limiter the heating medium temperature in the pipe loop is protected from rising above 50°C. Using the temperature limiter eliminates the need to install a mixing valve and an additional pump. This is the reason for using it in combined underfloor and radiator heating systems. Temperatures may be set within the 0-50°C range. 





Cassette temperature limiter RTL
603200033

Product Code	Thermostatic head colour	Pipe connection	Box type and colour	Thermostatic head type	Box dimensions
603200031	 White	3/4"	square white	Brillant RTL	145 x 145 x 60 mm
603200032	 White-Chrome	3/4"	square white	Brillant RTL	145 x 145 x 60 mm
603200033	 Chrome	3/4"	square chrome	Brillant RTL	145 x 145 x 60 mm
603200041	 White	3/4"	rectangular white	Diamant RTL	145 x 185 x 60 mm
603200042	 White	3/4"	rectangular white	Brillant RTL	145 x 185 x 60 mm
603200043	 White-Chrome	3/4"	rectangular white	Brillant RTL	145 x 185 x 60 mm
603200044	 Chrome	3/4"	rectangular chrome	Brillant RTL	145 x 185 x 60 mm



Cassette temperature limiter RTL
603200045

Product Code	Thermostatic head colour	Pipe connection	Box type and colour	Thermostatic head type	Box dimensions
603200045	 White	3/4"	rectangular closed white	Diamant RTL	145 x 185 x 60 mm
603200046	 White	3/4"	rectangular closed white	Mini RTL	145 x 185 x 60 mm

UNDERFLOOR HEATING SYSTEM

CASSETTE TEMPERATURE LIMITER RTL KOMBI



Cassette temperature limiter RTL Kombi
603200071

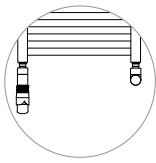
Product Code		Thermostatic head colour	Pipe connection	Thermostatic head type	Box dimensions
603200071	S	White	3/4"	Diamant	145 x 185 x 60 mm
603200072	S	White	3/4"	Brillant	145 x 185 x 60 mm
603200073	S	White-Chrome	3/4"	Brillant	145 x 185 x 60 mm

TEMPERATURE LIMITER RTL SET

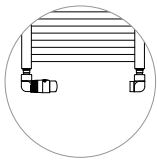


Temperature limiter RTL set
603200010

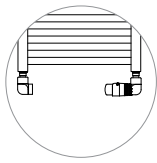
Product Code		Valve colour	Pattern	Pipe connection	Radiator connection	Thermostatic head type
603200010	S	Nickel plated	straight	M22 x 1,5	1/2"	Diamant RTL
603200011	S	White	straight	M22 x 1,5	1/2"	Diamant RTL



Temperature limiter RTL Lux set angle




Temperature limiter RTL Lux set side-angle left



Temperature limiter RTL Lux set side-angle right

TEMPERATURE LIMITER RTL LUX SET

Temperature limiter RTL sets are used in mixed (underfloor heating - radiator) heating systems. Return temperature limiter enables setting the heating medium temperature on constant level regardless of the room temperature. So the radiator can be used as an extra heating source (towelrail function). 



RTL Lux Set, angle

603900002

RAL/SPECIAL

Available finishes:

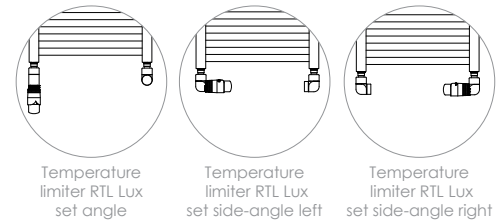


Set includes: Lux RTL valve, Lux lockshield valve, Brilliant RTL head, integrated connectors.

Product Code	Colour	Radiator connection	Pattern	Connector
603900001	White	1/2"	angle	Cu
603900002	Chrome	1/2"	angle	Cu
603900003	Satin	1/2"	angle	Cu
603900004	Steel	1/2"	angle	Cu
603900006	Gold	1/2"	angle	Cu
603900007	Antique copper	1/2"	angle	Cu
603900008	Antique brass	1/2"	angle	Cu
603900031	White	1/2"	angle	Pex
603900032	Chrome	1/2"	angle	Pex
603900033	Satin	1/2"	angle	Pex
603900034	Steel	1/2"	angle	Pex
603900036	Gold	1/2"	angle	Pex
603900037	Antique copper	1/2"	angle	Pex
603900038	Antique brass	1/2"	angle	Pex

UNDERFLOOR HEATING SYSTEM

TEMPERATURE LIMITER RTL LUX SET



RTL sets are made based on Elegant MINI valve bodies as well as Duo-plex and LUX.

RTL Lux Set, side-angle left
603900020

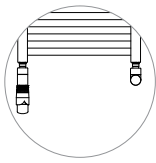
RAL/SPECIAL

Available finishes:

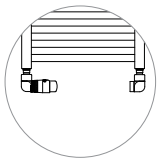


Set includes: Lux RTL valve, Lux lockshield valve, Brilliant RTL head, integrated connectors.

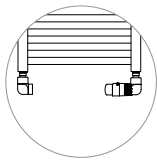
Product Code	Colour	Radiator connection	Pattern	Connector	Left side	Right side
603900019	White	1/2"	side-angle left	Cu	↓	↑
603900020	Chrome	1/2"	side-angle left	Cu	↓	↑
603900021	Satin	1/2"	side-angle left	Cu	↓	↑
603900022	Steel	1/2"	side-angle left	Cu	↓	↑
603900024	Gold	1/2"	side-angle left	Cu	↓	↑
603900025	Antique copper	1/2"	side-angle left	Cu	↓	↑
603900026	Antique brass	1/2"	side-angle left	Cu	↓	↑
603900049	White	1/2"	side-angle left	Pex	↓	↑
603900050	Chrome	1/2"	side-angle left	Pex	↓	↑
603900051	Satin	1/2"	side-angle left	Pex	↓	↑
603900052	Steel	1/2"	side-angle left	Pex	↓	↑
603900054	Gold	1/2"	side-angle left	Pex	↓	↑
603900055	Antique copper	1/2"	side-angle left	Pex	↓	↑
603900056	Antique brass	1/2"	side-angle left	Pex	↓	↑



Temperature limiter RTL Lux set angle



Temperature limiter RTL Lux set side-angle left



Temperature limiter RTL Lux set side-angle right

TEMPERATURE LIMITER RTL LUX SET

RTL sets are made based on Elegant MINI valve bodies as well as Duo-plex and LUX.



RTL Lux Set, side-angle right
603900011

RAL/SPECIAL

Available finishes:

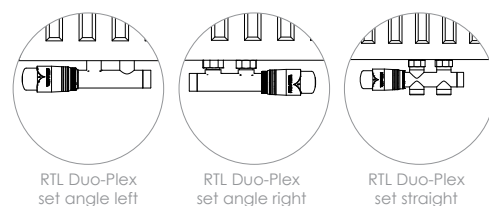


Set includes: Lux RTL valve, Lux lockshield valve, Brilliant RTL head, integrated connectors.

Product Code	Colour	Radiator connection	Pattern	Connector	Left side	Right side
603900010	E White	1/2"	side-angle right	Cu	↑	↓
603900011	E Chrome	1/2"	side-angle right	Cu	↑	↓
603900012	E Satin	1/2"	side-angle right	Cu	↑	↓
603900013	E Steel	1/2"	side-angle right	Cu	↑	↓
603900015	E Gold	1/2"	side-angle right	Cu	↑	↓
603900016	E Antique copper	1/2"	side-angle right	Cu	↑	↓
603900017	E Antique brass	1/2"	side-angle right	Cu	↑	↓
603900040	E White	1/2"	side-angle right	Pex	↑	↓
603900041	E Chrome	1/2"	side-angle right	Pex	↑	↓
603900042	E Satin	1/2"	side-angle right	Pex	↑	↓
603900043	E Steel	1/2"	side-angle right	Pex	↑	↓
603900045	E Gold	1/2"	side-angle right	Pex	↑	↓
603900046	E Antique copper	1/2"	side-angle right	Pex	↑	↓
603900047	E Antique brass	1/2"	side-angle right	Pex	↑	↓

UNDERFLOOR HEATING SYSTEM

TEMPERATURE LIMITER RTL DUO-PLEX SET



RTL DUO-PLEX Set, angle right
60550033

RAL/SPECIAL

Available finishes:




Set includes: Duo-plex valve, 2 pcs.
Nipple 1/2x3/4, Brillant RTL head.
V-type radiators, D=50 mm.



Product Code	Colour	Pipe connection	Radiator connection	Pattern	Nipples 1/2x3/4	Left side	Right side	Additional information
605500032	White	M22x1,5	3/4"	angle left	yes	↓	↑	
605500034	Chrome	M22x1,5	3/4"	angle left	yes	↓	↑	
605500036	Satin	M22x1,5	3/4"	angle left	yes	↓	↑	
605500038	Steel	M22x1,5	3/4"	angle left	yes	↓	↑	
605500040	Antique copper	M22x1,5	3/4"	angle left	yes	↓	↑	
605500042	Antique brass	M22x1,5	3/4"	angle left	yes	↓	↑	
605500031	White	M22x1,5	3/4"	angle right	yes	↑	↓	
605500033	Chrome	M22x1,5	3/4"	angle right	yes	↑	↓	
605500035	Satin	M22x1,5	3/4"	angle right	yes	↑	↓	Pipe connectors for the set need to be ordered separately, listed on page:
605500037	Steel	M22x1,5	3/4"	angle right	yes	↑	↓	104-106
605500039	Antique copper	M22x1,5	3/4"	angle right	yes	↑	↓	
605500041	Antique brass	M22x1,5	3/4"	angle right	yes	↑	↓	
605500051	White	M22x1,5	3/4"	straight	yes			
605500052	Chrome	M22x1,5	3/4"	straight	yes			
605500053	Satin	M22x1,5	3/4"	straight	yes			
605500054	Steel	M22x1,5	3/4"	straight	yes			
605500055	Antique copper	M22x1,5	3/4"	straight	yes			
605500056	Antique brass	M22x1,5	3/4"	straight	yes			

ACTUATOR (NORMALLY CLOSED)

ACTUATOR is a normally closed, two-position actuator mounted on a manifold and are the regulation element of the underfloor heating system. When connected to electricity the wax sensor of the actuator is electrically heated and the movement of the spindle opens the valve allowing the heating medium to flow in the pipe loop. 



Actuator (normally closed) IP50 24V
603200053



Product description:

Electric normally closed actuator 24 V for mounting on regulation valve. Can be used as a two position actuator (open/closed).

Cable length 70 cm (order of a specific cable length possible).

Gray tabs are mounted on the end of 24V actuator cable.

Connection thread: M30x1,5

Actuator (normally closed) IP50 230V
603200051



Product description:

Electric normally closed actuator 230 V for mounting on regulation valve. Can be used as a two position actuator (open/closed).

Cable length 70 cm (order of a specific cable length possible).


White tabs are mounted on the end of 230V actuator cable.

Connection thread: M30x1,5

SANITARY FITTINGS

Sanitary fittings allow proper connection of elements of the water system. They include:

- **DRAW-OFF VALVE** used in water systems as a draw-off valve with connection of household appliances or an elastic cord,
- **ISOLATION VALVE** with rosette used for connecting sanitary ware by means of elastic cords with G ½ or G3/8 connection nut,
- **COMBINED ISOLATION VALVE** with rosette used for connecting a washbasin or sink faucet and a dishwasher or washing machine simultaneously,
- **ISOLATION VALVE WITH FILTER AND ROSETTE DN15 1/2GZ X 3/8GZ** – used for connecting sanitary ware (washbasin, sink) by elastic cord with G3/8 connection nut, sanitary ware with copper pipes 10x1 using a clamp for 3/8x10 connection valves.



SANITARY FITTINGS

DRAW OFF VALVE

S 60600011

Colour: Chrome

Connection thread: 1/2" x 3/4"

Description

Used in water systems as a draw-off valve with connection of household appliances or an elastic cord available.



ISOLATION VALVE WITH ROSETTE

S 60600012

Colour: Chrome

Connection thread: 1/2" x 1/2"

Description

For connecting sanitary ware by means of an elastic cords with 1/2" connection nut.



ISOLATION VALVE WITH ROSETTE

S 60600013

Colour: Chrome

Connection thread: 1/2" x 3/8"

Description

For connecting sanitary ware by means of an elastic cords with 3/8" connection nut.



COMBINED ISOLATION VALVE WITH ROSETTE



S 60600014

Colour: Chrome

Connection thread: 1/2" x 3/8" x 3/4"

Description

For connecting a washbasin or sink faucet and a dishwasher or washing machine simultaneously.

ISOLATION VALVE WITH FILTER AND ROSETTE



S 60600015

Colour: Chrome

Connection thread: 1/2" x 3/8"

Description

For connecting: sanitary ware (washbasins, sinks) by means of elastic cords with 3/8" connection nut, sanitary ware faucets with 10x1 copper pipes by means of a compression connector for 3/8 x ø10 isolation valves (Cat. No. 60600006).

ACCESSORIES


Accessories are indispensable elements of every heating installation. They include: compression connectors, nipples, valve inserts, manual valve handles, T-valves, covers, rosettes, etc.



ACCESSORIES

COMPRESSION CONNECTORS FOR COPPER PIPES

602500001



Product Code	Colour	Internal thread	Additional information
602500001	S Nickel plated	3/4" x 15 mm	
602500001.01	E Chrome	3/4" x 15 mm	
602500001.02	E Satin	3/4" x 15 mm	
602500001.03	E Steel	3/4" x 15 mm	
602500001.04	E Gold	3/4" x 15 mm	For copper pipes
602500001.05	E Gold matt	3/4" x 15 mm	
602500001.06	E White	3/4" x 15 mm	
602500001.10	E Antique brass	3/4" x 15 mm	
602500001.11	E Antique copper	3/4" x 15 mm	

602500004



Product Code	Colour	Internal thread	Additional information
602500002	S Nickel plated	M22x1,5 x 15 mm	
602500002.02	E Satin	M22x1,5 x 15 mm	
602500002.03	E Steel	M22x1,5 x 15 mm	
602500002.04	E Gold	M22x1,5 x 15 mm	
602500002.05	E Gold matt	M22x1,5 x 15 mm	For copper pipes
602500002.10	E Antique brass	M22x1,5 x 15 mm	
602500002.11	E Antique copper	M22x1,5 x 15 mm	
602500003	E White	M22x1,5 x 15 mm	
602500004	E Chrome	M22x1,5 x 15 mm	
602500005	E Technoline	M22x1,5 x 15 mm	

COMPRESSION CONNECTORS FOR PLASTIC PIPES



602600001

Product Code	Colour	Internal thread	Additional information
602600001	S Nickel plated	3/4" - 16x2	For plastic pipes
602600002	S Nickel plated	3/4" - 17x2	
602600001.01	E Chrome	3/4" - 16x2	
602600001.02	E Satin	3/4" - 16x2	
602600001.03	E Steel	3/4" - 16x2	
602600001.04	E Gold	3/4" - 16x2	
602600001.05	E Gold matt	3/4" - 16x2	
602600001.06	E White	3/4" - 16x2	
602600001.10	E Antique brass	3/4" - 16x2	
602600001.11	E Antique copper	3/4" - 16x2	



602600006

Product Code	Colour	Internal thread	Additional information
602600003	S Nickel plated	M22x1,5 - 16x2	For plastic pipes
602600003.02	E Satin	M22x1,5 - 16x2	
602600003.03	E Steel	M22x1,5 - 16x2	
602600003.04	E Gold	M22x1,5 - 16x2	
602600003.05	E Gold matt	M22x1,5 - 16x2	
602600003.10	E Antique brass	M22x1,5 - 16x2	
602600003.11	E Antique copper	M22x1,5 - 16x2	
602600005	E White	M22x1,5 - 16x2	
602600006	E Chrome	M22x1,5 - 16x2	
602600009	E Technoline	M22x1,5 - 16x2	

ACCESSORIES

COMPRESSION CONNECTORS FOR PLASTIC PIPES

602600046



Product Code	Colour	Internal thread	Additional information
602600043.02	Satin	M22x1,5 - 17x2,75	
602600043.03	Steel	M22x1,5 - 17x2,75	
602600043.04	Gold	M22x1,5 - 17x2,75	
602600043.05	Gold matt	M22x1,5 - 17x2,75	
602600043.10	Antique brass	M22x1,5 - 17x2,75	For plastic pipes
602600043.11	Antique copper	M22x1,5 - 17x2,75	
602600045	White	M22x1,5 - 17x2,75	
602600046	Chrome	M22x1,5 - 17x2,75	
602600047	Technoline	M22x1,5 - 17x2,75	

CONNECTORS FOR STEEL 1/2" PIPES

602700003



Product Code	Colour	Internal thread	Additional information
602700002.02	Satin	M22x1,5 x 1/2"	
602700002.03	Steel	M22x1,5 x 1/2"	
602700002.04	Gold	M22x1,5 x 1/2"	
602700002.05	Gold matt	M22x1,5 x 1/2"	
602700002.06	White	M22x1,5 x 1/2"	For steel 1/2" pipes
602700002.10	Antique brass	M22x1,5 x 1/2"	
602700002.11	Antique copper	M22x1,5 x 1/2"	
602700003	Chrome	M22x1,5 x 1/2"	
602700004	Technoline	M22x1,5 x 1/2"	

RADIATOR INSERTS

603000006

Pre-setting is diaphragm regulated.

The insert is compatible with all thermostatic heads with M30x1,5 connection thread and 11,5 mm closing dimension.

Kv(2K) from 0,04 to 0,41,
Kvs 0,92

Product Code		External thread	Product description
603000006	S	1/2	Radiator insert for compact radiators type B
603000007	S	1/2	Radiator insert for compact radiators type A



NIPPLES 1/2"X3/4"

Product Code		Colour	External thread
603000003	S	Brass	1/2"x3/4"
603000003.02	E	Satin	1/2"x3/4"
603000003.03	E	Steel	1/2"x3/4"
603000003.06	E	White	1/2"x3/4"
603000003.10	E	Antique brass	1/2"x3/4"
603000003.11	E	Antique copper	1/2"x3/4"
603000003.RAL9005	E	RAL 9005	1/2"x3/4"
603000004	E	Chrome	1/2"x3/4"

RAL/SPECIAL

Available finishes:



603000004



EUROCONE



S Eurocone
603000005

ACCESSORIES

PIPE REDUCER ADAPTER WHITE 3/4X1/2

- S** Pipe reducer adapter
white 3/4x1/2
603000071



T-CONNECTION FOR ELECTRIC HEATER

603000051



RAL/SPECIAL

Available finishes:



Product Code	Colour	External thread	Internal thread
603000050	E White	1/2"	1/2"x1/2"
603000051	E Chrome	1/2"	1/2"x1/2"
603000052	E Satin	1/2"	1/2"x1/2"
603000053	E Steel	1/2"	1/2"x1/2"
603000054	E Antique copper	1/2"	1/2"x1/2"
603000055	E Antique brass	1/2"	1/2"x1/2"

108

CONNECTOR FOR SANITARY FITTINGS

606000006



Available finishes:



Product Code	Colour	External thread	Internal thread
606000006	E Chrome	1/2"	3/8" x Ø10 mm

COMPRESSION CONNECTOR 1/2" FOR CONNECTION PIPE

Product Code		Colour	External thread
603000068	E	Chrome	1/2"
603000068.02	E	Satin	1/2"
603000068.03	E	Steel	1/2"
603000068.06	E	White	1/2"
603000068.10	E	Antique copper	1/2"
603000068.11	E	Antique brass	1/2"



603000068

RAL/SPECIAL

Available finishes:



COMPRESSION CONNECTOR 1/2" FOR 15 MM COPPER CONNECTION PIPE

Product Code		Colour	External thread
603000069	E	Chrome	1/2"



603000069

CONNECTION PIPE WITH ROSETTE

Connection pipe with rosette is used for connecting valves to a radiator in an aesthetic way.

Set includes: Connection pipe - dimension: 15x1 - 1/2", length 110 mm, rosette ø50 mm.

Product Code		Colour	External thread
603000067	E	Chrome	1/2"
603000067.02	E	Satin	1/2"
603000067.03	E	Steel	1/2"
603000067.06	E	White	1/2"
603000067.10	E	Antique copper	1/2"
603000067.11	E	Antique brass	1/2"



603000067

RAL/SPECIAL

Available finishes:



ACCESSORIES

ROSETTE COVER SET

Rosette cover set is used for concealing the ends of central heating system pipes connected to a radiator. It is suited for bathroom and design radiators which come along with exclusive radiator accessories. It is compatible with 16x2 PEX and 15x1 copper pipes. It may be used as well with standard radiators with side valve connections.

Pipe: length 120 mm, diameter 22x1 mm

Rosette: 40 x 38 x 10 mm Ø 22 mm

Rubber sleeve: length 30 mm, Ø outside 20 mm, Ø inside 15-17 mm

603000038

Available finishes:



Available in RAL Palette colours



Product Code	Colour
603000038	E White
603000039	E Chrome

PIPE AND ROSETTE SET

Round rosette with o-ring

603000084

RAL/SPECIAL

Available finishes:



Available in RAL Palette colours



Product Code	Colour	Pipe diameter	Rosette size
603000083	E White	22	22x45 mm
603000084	E Chrome	22	22x45 mm

ROSETTE FOR SANITARY FITTINGS



606000007

RAL/SPECIAL

Available finishes:



Product Code	Colour
606000007	E Material: Stainless steel


WOODEN ROSETTE FOR PRESTIGE VALVES

Product Code	Colour	Rosette size
603000060.dab15	E Oak	ø15 mm
603000060.dab16	E Oak	ø16 mm
603000060.mahon15	E Mahogany	ø15 mm
603000060.mahon16	E Mahogany	ø16 mm
603000060.wenge15	E Wenge	ø15 mm
603000060.wenge16	E Wenge	ø16 mm



603000060.wenge15

Wooden elements available with following dyes:




OAK MAHOGANY WENGE



603000008

MINI HANDWHEEL

Product Code	Colour	Internal thread
603000008	S White	M30x1,5



PAINTED ASSORTMENT

INSPIRING VARIETY OF COLOURS

Colour variety offers unlimited design possibilities. Following bold choices made by users we provide freedom in adjusting the accessories to the style of a specific interior.

We have our own environmentally friendly painting shop. The paints used by us are safe for the environment and people. We offer a choice of colours classified according to the RAL Classic palette.


We also make decorative coatings. We offer products in stylised antique, hammered and structural finishes with small-grain surface. Using original technologies we manufacture accessories in the industrial Technoline version and in many other variants, depending on the needs of the customer.

We are flexible. We are the only manufacturer in the Polish market who delivers orders for individual sets with non-standard finishes. Unique accessories adapted to exceptional interiors are created in our paint shop.





COLOUR, STRUCTURAL AND DECORATIVE FINISHES AVAILABLE IN THE BASIC OFFER



Products in RAL Palette colours and other structural and decorative finishes available on special order.

Presented colours may differ slightly from the actual colours. In order to precisely select the colours it is necessary to use the original colours chart available from the sales representatives.



How to order painted products?

In order to place an order for painted products:

- the catalogue numbers with the RAL suffix should be supplemented with the chosen number from the RAL palette (e.g.: 6017 00191.RAL9010),
- the catalogue numbers with the S suffix should be supplemented with the chosen number of structural paint (e.g.: 6017 00191.S0002).



PAINTED ASSORTMENT

THERMOSTATIC HEADS



Thermostatic head
60200014



Thermostatic head Brillant Mini
601100039

Product Code		nazwa produktu	Colour	Connection thread	Additional information
60200014	E	Thermostatic head Brillant	RAL 9005	M30x1.5	SH
601100039	E	Thermostatic head Brillant Mini	RAL 9005	M30x1.5	SH
601100047R....	E	Thermostatic head Brillant Mini	RAL	M30x1.5	SH
601100047S....	E	Thermostatic head Brillant Mini	Special	M30x1.5	SH
601100051R....	E	Thermostatic head Brillant Mini	RAL	RA-N	DZ
601100051S....	E	Thermostatic head Brillant Mini	Special	RA-N	DZ
601100051R9005	E	Thermostatic head Brillant Mini	RAL9005	RA-N	DZ

Thermostatic set Elegant Mini side-angle left RAL 9005



EXCLUSIVE SETS

Product Code		Colour	Radiator connection	Pattern	Left side	Right side	Integrated connector
601700191.RAL	E	RAL	1/2"	angle			Cu
601700194.RAL	E	RAL	1/2"	angle			Pex
601700197.RAL	E	RAL	1/2"	angle			Steel 1/2"
601700191.S	E	Special	1/2"	angle			Cu
601700194.S	E	Special	1/2"	angle			Pex
601700197.S	E	Special	1/2"	angle			Steel 1/2"
601700191.RAL9005	E	RAL 9005	1/2"	angle			Cu
601700194.RAL9005	E	RAL 9005	1/2"	angle			Cu
601700197.RAL9005	E	RAL 9005	1/2"	angle			Cu
601700193.RAL	E	RAL	1/2"	side-angle left	↑	↓	Cu
601700196.RAL	E	RAL	1/2"	side-angle left	↑	↓	Pex
601700199.RAL	E	RAL	1/2"	side-angle left	↑	↓	Steel 1/2"
601700193.S	E	Special	1/2"	side-angle left	↑	↓	Cu
601700196.S	E	Special	1/2"	side-angle left	↑	↓	Pex
601700199.S	E	Special	1/2"	side-angle left	↑	↓	Steel 1/2"
601700193.RAL9005	E	RAL 9005	1/2"	side-angle left	↑	↓	Steel 1/2"
601700196.RAL9005	E	RAL 9005	1/2"	side-angle left	↑	↓	Steel 1/2"
601700199.RAL9005	E	RAL 9005	1/2"	side-angle left	↑	↓	Steel 1/2"
601700192.RAL	E	RAL	1/2"	side-angle right	↓	↑	Cu
601700195.RAL	E	RAL	1/2"	side-angle right	↓	↑	Pex
601700198.RAL	E	RAL	1/2"	side-angle right	↓	↑	Steel 1/2"
601700192.S	E	Special	1/2"	side-angle right	↓	↑	Cu
601700195.S	E	Special	1/2"	side-angle right	↓	↑	Pex
601700198.S	E	Special	1/2"	side-angle right	↓	↑	Steel 1/2"
601700192.RAL9005	E	RAL 9005	1/2"	side-angle right	↓	↑	Pex
601700195.RAL9005	E	RAL 9005	1/2"	side-angle right	↓	↑	Pex
601700198.RAL9005	E	RAL 9005	1/2"	side-angle right	↓	↑	Pex

PAINTED ASSORTMENT

LUX SETS

Product Code		Colour	Radiator connection	Pattern	Left side	Right side	Integrated connector
603700025	E	RAL 9005	1/2"	angle			Cu
603700055	E	RAL 9005	1/2"	angle			Pex
603700085	E	RAL 9005	1/2"	angle			Steel 1/2"
603700028.RAL	E	RAL	1/2"	angle			Cu
603700029.RAL	E	RAL	1/2"	angle			Pex
603700030.RAL	E	RAL	1/2"	angle			Steel 1/2"
603700028.S	E	Special	1/2"	angle			Cu
603700029.S	E	Special	1/2"	angle			Pex
603700030.S	E	Special	1/2"	angle			Steel 1/2"
603700027	E	RAL 9005	1/2"	side-angle left	↑	↓	Cu
603700057	E	RAL 9005	1/2"	side-angle left	↑	↓	Pex
603700087	E	RAL 9005	1/2"	side-angle left	↑	↓	Steel 1/2"
603700088.RAL	E	RAL	1/2"	side-angle left	↑	↓	Cu
603700089.RAL	E	RAL	1/2"	side-angle left	↑	↓	Pex
603700090.RAL	E	RAL	1/2"	side-angle left	↑	↓	Steel 1/2"
603700088.S	E	Special	1/2"	side-angle left	↑	↓	Cu
603700089.S	E	Special	1/2"	side-angle left	↑	↓	Pex
603700090.S	E	Special	1/2"	side-angle left	↑	↓	Steel 1/2"
603700026	E	RAL 9005	1/2"	side-angle right	↓	↑	Cu
603700056	E	RAL 9005	1/2"	side-angle right	↓	↑	Pex
603700086	E	RAL 9005	1/2"	side-angle right	↓	↑	Steel 1/2"
603700058.RAL	E	RAL	1/2"	side-angle right	↓	↑	Cu
603700059.RAL	E	RAL	1/2"	side-angle right	↓	↑	Pex
603700060.RAL	E	RAL	1/2"	side-angle right	↓	↑	Steel 1/2"
603700058.S	E	Special	1/2"	side-angle right	↓	↑	Cu
603700059.S	E	Special	1/2"	side-angle right	↓	↑	Pex
603700060.S	E	Special	1/2"	side-angle right	↓	↑	Steel 1/2"

LUX MANUAL SETS

Product Code		Colour	Radiator connection	Pattern	Left side	Right side	Integrated connector
606300001.RAL		RAL	1/2"	angle			Cu
606300002.RAL		RAL	1/2"	angle			Pex
606300003.RAL		RAL	1/2"	angle			Steel 1/2"
606300001.RAL9005		RAL9005	1/2"	angle			Cu
606300002.RAL9005		RAL9005	1/2"	angle			Pex
606300003.RAL9005		RAL9005	1/2"	angle			Steel 1/2"
606300001.S		Special	1/2"	angle			Cu
606300002.S		Special	1/2"	angle			Pex
606300003.S		Special	1/2"	angle			Steel 1/2"
606300007.RAL		RAL	1/2"	side-angle left	↑	↓	Cu
606300008.RAL		RAL	1/2"	side-angle left	↑	↓	Pex
606300009.RAL		RAL	1/2"	side-angle left	↑	↓	Steel 1/2"
606300007.RAL9005		RAL9005	1/2"	side-angle left	↑	↓	Cu
606300008.RAL9005		RAL9005	1/2"	side-angle left	↑	↓	Pex
606300009.RAL9005		RAL9005	1/2"	side-angle left	↑	↓	Steel 1/2"
606300007.S		Special	1/2"	side-angle left	↑	↓	Cu
606300008.S		Special	1/2"	side-angle left	↑	↓	Pex
606300009.S		Special	1/2"	side-angle left	↑	↓	Steel 1/2"
606300004.RAL		RAL	1/2"	side-angle right	↓	↑	Cu
606300005.RAL		RAL	1/2"	side-angle right	↓	↑	Pex
606300006.RAL		RAL	1/2"	side-angle right	↓	↑	Steel 1/2"
606300004.RAL9005		RAL9005	1/2"	side-angle right	↓	↑	Cu
606300005.RAL9005		RAL9005	1/2"	side-angle right	↓	↑	Pex
606300006.RAL9005		RAL9005	1/2"	side-angle right	↓	↑	Steel 1/2"
606300004.S		Special	1/2"	side-angle right	↓	↑	Cu
606300005.S		Special	1/2"	side-angle right	↓	↑	Pex
606300006.S		Special	1/2"	side-angle right	↓	↑	Steel 1/2"

PAINTED ASSORTMENT

DUO-PLEX CONNECTION BLOCKS (THERMOSTATIC HEAD ON THE RETURN PIPE)

Product Code		Colour	Pipe connection	Radiator connection	Pattern	Left side	Right side	Nipples	Additional information
602100056.RAL		RAL	M22x1,5	3/4"	angle left	↓	↑	yes	
602100058.RAL		RAL	M22x1,5	3/4"	angle left	↓	↑	no	
602100102		RAL 9005	M22x1,5	3/4"	angle left	↓	↑	yes	
602100056.S		Special	M22x1,5	3/4"	angle left	↓	↑	yes	
602100058.S		Special	M22x1,5	3/4"	angle left	↓	↑	no	
602100055.RAL		RAL	M22x1,5	3/4"	angle right	↑	↓	yes	
602100057.RAL		RAL	M22x1,5	3/4"	angle right	↑	↓	no	
602100101		RAL 9005	M22x1,5	3/4"	angle right	↑	↓	yes	Pipe connectors for the valve need to be ordered separately, listed on page: 131
602100055.S		Special	M22x1,5	3/4"	angle right	↑	↓	yes	
602100057.S		Special	M22x1,5	3/4"	angle right	↑	↓	no	
602100059.RAL		RAL	M22x1,5	3/4"	straight			yes	
602100060.RAL		RAL	M22x1,5	3/4"	straight			no	
602100103		RAL 9005	M22x1,5	3/4"	straight			yes	
602100059.S		Special	M22x1,5	3/4"	straight			yes	
602100060.S		Special	M22x1,5	3/4"	straight			no	

DUO-PLEX CONNECTION BLOCKS (THERMOSTATIC HEAD ON THE SUPPLY PIPE)

Product Code		Colour	Pipe connection	Radiator connection	Pattern	Left side	Right side	Nipples	Additional information
612100056.RAL		RAL	M22x1,5	3/4"	angle left	↑	↓	yes	
612100058.RAL		RAL	M22x1,5	3/4"	angle left	↑	↓	no	
612100056.S		Special	M22x1,5	3/4"	angle left	↑	↓	yes	
612100058.S		Special	M22x1,5	3/4"	angle left	↑	↓	no	
612100102		RAL 9005	M22x1,5	3/4"	angle left	↑	↓	yes	
612100055.RAL		RAL	M22x1,5	3/4"	angle right	↓	↑	yes	
612100057.RAL		RAL	M22x1,5	3/4"	angle right	↓	↑	no	
612100055.S		Special	M22x1,5	3/4"	angle right	↓	↑	yes	Pipe connectors for the valve need to be ordered separately, listed on page: 131
612100057.S		Special	M22x1,5	3/4"	angle right	↓	↑	no	
612100101		RAL 9005	M22x1,5	3/4"	angle right	↓	↑	yes	
612100059.RAL		RAL	M22x1,5	3/4"	straight			yes	
612100060.RAL		RAL	M22x1,5	3/4"	straight			no	
612100059.S		Special	M22x1,5	3/4"	straight			yes	
612100060.S		Special	M22x1,5	3/4"	straight			no	
612100103		RAL 9005	M22x1,5	3/4"	straight			yes	

DUO-PLEX CONNECTION BLOCKS 3/4" x 3/4"

Product Code	Colour	Pipe connection	Radiator connection	Pattern	Left side	Right side	Additional information
602100402.RAL	E RAL	3/4"	3/4"	angle left	↑	↓	
602100402.RAL9005	E RAL 9005	3/4"	3/4"	angle left	↑	↓	
602100402.S	E Special	3/4"	3/4"	angle left	↑	↓	
602100401.RAL	E RAL	3/4"	3/4"	angle right	↓	↑	
602100401.RAL9005	E RAL 9005	3/4"	3/4"	angle right	↓	↑	
602100401.S	E Special	3/4"	3/4"	angle right	↓	↑	
602100403.RAL	E RAL	3/4"	3/4"	straight			
602100403.RAL9005	E RAL 9005	3/4"	3/4"	straight			
602100403.S	E Special	3/4"	3/4"	straight			

Pipe connectors for the valve need to be ordered separately, listed on page: 131

DUO-PLEX MINI CONNECTION BLOCKS (THERMOSTATIC HEAD ON THE SUPPLY PIPE)

Product Code	Colour	Pipe connection	Radiator connection	Pattern	Left side	Right side	Nipples	Additional information
606100052.RAL	E RAL	M22x1,5	3/4"	angle left	↑	↓	yes	
606100052.RAL9005	E RAL 9005	M22x1,5	3/4"	angle left	↑	↓	yes	
606100052.S	E Special	M22x1,5	3/4"	angle left	↑	↓	yes	
606100054.RAL	E RAL	M22x1,5	3/4"	angle right	↓	↑	yes	
606100054.RAL9005	E RAL 9005	M22x1,5	3/4"	angle right	↓	↑	yes	
606100054.S	E Special	M22x1,5	3/4"	angle right	↓	↑	yes	
606100056.RAL	E RAL	M22x1,5	3/4"	straight			yes	
606100056.RAL9005	E RAL 9005	M22x1,5	3/4"	straight			yes	
606100056.S	E Special	M22x1,5	3/4"	straight			yes	

Pipe connectors for the valve need to be ordered separately, listed on page: 131

T-CONNECTION BLOCKS TYPE 40

Product Code	Colour	Pipe connection	Radiator connection	Pattern	Left side	Right side	Additional information
602100061.RAL	E RAL	M22x1,5	1/2"	angle right	↑	↓	
602100061.RAL9005	E RAL 9005	M22x1,5	1/2"	angle right	↑	↓	
602100061.S	E Special	M22x1,5	1/2"	angle right	↑	↓	
602100062.RAL	E RAL	M22x1,5	1/2"	angle left	↓	↑	
602100062.RAL9005	E RAL 9005	M22x1,5	1/2"	angle left	↓	↑	
602100062.S	E Special	M22x1,5	1/2"	angle left	↓	↑	
602100073.RAL	E RAL	M22x1,5	1/2"	straight			
602100073.RAL9005	E RAL 9005	M22x1,5	1/2"	straight			
602100073.S	E Special	M22x1,5	1/2"	straight			

Pipe connectors for the valve need to be ordered separately, listed on page: 131

PAINTED ASSORTMENT

T-CONNECTION BLOCKS TYPE 50

Product Code		Colour	Pipe connection	Radiator connection	Pattern	Left side	Right side	Additional information
602400051.RAL	E	RAL	M22x1,5	1/2"	angle right	↑	↓	Pipe connectors for the valve need to be ordered separately, listed on page: 131
602400051.RAL9005	E	RAL 9005	M22x1,5	1/2"	angle right	↑	↓	
602400051.S	E	Special	M22x1,5	1/2"	angle right	↑	↓	
602400052.RAL	E	RAL	M22x1,5	1/2"	angle left	↓	↑	
602400052.RAL9005	E	RAL 9005	M22x1,5	1/2"	angle left	↓	↑	
602400052.S	E	Special	M22x1,5	1/2"	angle left	↓	↑	

EXCLUSIVE H-VALVES

Product Code		Colour	Pipe connection	Radiator connection	Pattern	Additional information
601000017.RAL	E	RAL	M22x1,5	3/4"	angle	Pipe connectors for the valve need to be ordered separately, listed on page: 131
601000017.RAL9005	E	RAL 9005	M22x1,5	3/4"	angle	
601000017.S	E	SPECIAL	M22x1,5	3/4"	angle	
601000018.RAL	E	RAL	M22x1,5	3/4"	angle	
601000018.RAL9005	E	RAL 9005	M22x1,5	3/4"	angle	
601000018.S	E	SPECIAL	M22x1,5	3/4"	angle	

EXCLUSIVE H-VALVE SETS

Product Code		Colour	Pipe connection	Radiator connection	Pattern	Nipples	Additional information
601000103*	E	RAL 9005	M22x1,5	3/4"	angle	yes	Pipe connectors for the valve need to be ordered separately, listed on page: 131
601000044.RAL	E	RAL	M22x1,5	3/4"	angle	yes	
601000044.S	E	Special	M22x1,5	3/4"	angle	yes	
601000104*	E	RAL 9005	M22x1,5	3/4"	straight	yes	
601000045.RAL	E	RAL	M22x1,5	3/4"	straight	yes	
601000045.S	E	Special	M22x1,5	3/4"	straight	yes	

* Set with thermostatic head Brillant

ELEGANT MANUAL VALVE SETS

Product Code		Colour	Pipe connection	Radiator connection	Pattern	Connector
604200001.RAL	E	RAL	M22x1,5	1/2"	angle	Cu
604200002.RAL	E	RAL	M22x1,5	1/2"	angle	Pex
604200101.RAL	E	RAL	M22x1,5	1/2"	angle	Steel 1/2"
604200001.S	E	Special	M22x1,5	1/2"	angle	Cu
604200002.S	E	Special	M22x1,5	1/2"	angle	Pex
604200101.S	E	Special	M22x1,5	1/2"	angle	Steel 1/2"
604200001.RAL9005	E	RAL9005	M22x1,5	1/2"	angle	Cu
604200002.RAL9005	E	RAL9005	M22x1,5	1/2"	angle	Pex
604200101.RAL9005	E	RAL9005	M22x1,5	1/2"	angle	Steel 1/2"
604200021.RAL	E	RAL	M22x1,5	1/2"	straight	Cu
604200022.RAL	E	RAL	M22x1,5	1/2"	straight	Pex
604200111.RAL	E	RAL	M22x1,5	1/2"	straight	Steel 1/2"
604200021.S	E	Special	M22x1,5	1/2"	straight	Cu
604200022.S	E	Special	M22x1,5	1/2"	straight	Pex
604200111.S	E	Special	M22x1,5	1/2"	straight	Steel 1/2"
604200021.RAL9005	E	RAL9005	M22x1,5	1/2"	straight	Cu
604200022.RAL9005	E	RAL9005	M22x1,5	1/2"	straight	Pex
604200111.RAL9005	E	RAL9005	M22x1,5	1/2"	straight	Steel 1/2"

ELEGANT THERMOSTATIC VALVE SETS

Product Code		Colour	Pipe connection	Radiator connection	Pattern	Connector
604200011.RAL	E	RAL	M22x1,5	1/2"	angle	Cu
604200012.RAL	E	RAL	M22x1,5	1/2"	angle	Pex
604200011.RAL9005	E	RAL9005	M22x1,5	1/2"	angle	Cu
604200012.RAL9005	E	RAL9005	M22x1,5	1/2"	angle	Pex
604200011.S	E	Special	M22x1,5	1/2"	angle	Cu
604200012.S	E	Special	M22x1,5	1/2"	angle	Pex
604200121.RAL	E	RAL	M22x1,5	1/2"	angle	Steel 1/2"
604200121.RAL9005	E	RAL9005	M22x1,5	1/2"	angle	Steel 1/2"
604200121.S	E	Special	M22x1,5	1/2"	angle	Steel 1/2"
604200031.RAL	E	RAL	M22x1,5	1/2"	straight	Cu
604200032.RAL	E	RAL	M22x1,5	1/2"	straight	Pex
604200131.RAL	E	RAL	M22x1,5	1/2"	straight	Steel 1/2"
604200031.RAL9005	E	RAL9005	M22x1,5	1/2"	straight	Cu
604200032.RAL9005	E	RAL9005	M22x1,5	1/2"	straight	Pex
604200131.RAL9005	E	RAL9005	M22x1,5	1/2"	straight	Steel 1/2"
604200031.S	E	Special	M22x1,5	1/2"	straight	Cu
604200032.S	E	Special	M22x1,5	1/2"	straight	Pex
604200131.S	E	Special	M22x1,5	1/2"	straight	Steel 1/2"

PAINTED ASSORTMENT




























ELEGANT MINI THERMOSTATIC VALVE SETS

Product Code		Colour	Pipe connection	Radiator connection	Pattern	Left side	Right side
603400041.RAL	E	RAL	M22x1,5	1/2"	angle		
603400041.S	E	Special	M22x1,5	1/2"	angle		
603400041.RAL9005	E	RAL9005	M22x1,5	1/2"	angle		
603400043.RAL	E	RAL	M22x1,5	1/2"	straight		
603400043.S	E	Special	M22x1,5	1/2"	straight		
603400043.RAL9005	E	RAL9005	M22x1,5	1/2"	straight		
603400045.RAL	E	RAL	M22x1,5	1/2"	side-angle left	↑	↓
603400045.S	E	Special	M22x1,5	1/2"	side-angle left	↑	↓
603400045.RAL9005	E	RAL9005	M22x1,5	1/2"	side-angle left	↑	↓
603400071.RAL	E	RAL	M22x1,5	1/2"	side-angle right	↓	↑
603400071.S	E	Special	M22x1,5	1/2"	side-angle right	↓	↑
603400071.RAL9005	E	RAL9005	M22x1,5	1/2"	side-angle right	↓	↑

ELEGANT STYLE MANUAL VALVE SETS

Product Code		Colour	Pipe connection	Radiator connection	Pattern	Connector
604800049.RAL	E	RAL with a wooden top	M22x1,5	1/2"	angle	Cu
604800050.RAL	E	RAL with a wooden top	M22x1,5	1/2"	angle	Pex
604800051.RAL	E	RAL with a wooden top	M22x1,5	1/2"	angle	Steel 1/2"
604800052.RAL	E	RAL without a wooden top	M22x1,5	1/2"	angle	Cu
604800053.RAL	E	RAL without a wooden top	M22x1,5	1/2"	angle	Pex
604800054.RAL	E	RAL without a wooden top	M22x1,5	1/2"	angle	Steel 1/2"
604800049.S	E	Special with a wooden top	M22x1,5	1/2"	angle	Cu
604800050.S	E	Special with a wooden top	M22x1,5	1/2"	angle	Pex
604800051.S	E	Special with a wooden top	M22x1,5	1/2"	angle	Steel 1/2"
604800052.S	E	Special without a wooden top	M22x1,5	1/2"	angle	Cu
604800053.S	E	Special without a wooden top	M22x1,5	1/2"	angle	Pex
604800054.S	E	Special without a wooden top	M22x1,5	1/2"	angle	Steel 1/2"
604800049.RAL9005	E	RAL 9005 with a wooden top	M22x1,5	1/2"	angle	Cu
604800050.RAL9005	E	RAL 9005 with a wooden top	M22x1,5	1/2"	angle	Pex
604800051.RAL9005	E	RAL 9005 with a wooden top	M22x1,5	1/2"	angle	Steel 1/2"
604800052.RAL9005	E	Ral 9005 without a wooden top	M22x1,5	1/2"	angle	Cu
604800053.RAL9005	E	Ral 9005 without a wooden top	M22x1,5	1/2"	angle	Pex
604800054.RAL9005	E	Ral 9005 without a wooden top	M22x1,5	1/2"	angle	Steel 1/2"

ELEGANT PRESTIGE MANUAL VALVE SETS

Product Code		Colour	Pipe connection	Radiator connection	Pattern	Connector	Type of wooden handwheel
604500055.RAL		RAL	M22x1,5	1/2"	angle	Cu	conical
604500056.RAL		RAL	M22x1,5	1/2"	angle	Pex	conical
604500057.RAL		RAL	M22x1,5	1/2"	angle	Steel 1/2"	conical
604500058.RAL		RAL	M22x1,5	1/2"	angle	Cu	cylindrical thin
604500059.RAL		RAL	M22x1,5	1/2"	angle	Pex	cylindrical thin
604500060.RAL		RAL	M22x1,5	1/2"	angle	Steel 1/2"	cylindrical thin
604500061.RAL		RAL	M22x1,5	1/2"	angle	Cu	cylindrical thick
604500062.RAL		RAL	M22x1,5	1/2"	angle	Pex	cylindrical thick
604500063.RAL		RAL	M22x1,5	1/2"	angle	Steel 1/2"	cylindrical thick
604500055.S		Special	M22x1,5	1/2"	angle	Cu	conical
604500056.S		Special	M22x1,5	1/2"	angle	Pex	conical
604500057.S		Special	M22x1,5	1/2"	angle	Steel 1/2"	conical
604500058.S		Special	M22x1,5	1/2"	angle	Cu	cylindrical thin
604500059.S		Special	M22x1,5	1/2"	angle	Pex	cylindrical thin
604500060.S		Special	M22x1,5	1/2"	angle	Steel 1/2"	cylindrical thin
604500061.S		Special	M22x1,5	1/2"	angle	Cu	cylindrical thick
604500062.S		Special	M22x1,5	1/2"	angle	Pex	cylindrical thick
604500063.S		Special	M22x1,5	1/2"	angle	Steel 1/2"	cylindrical thick
604500055.RAL9005		RAL9005	M22x1,5	1/2"	angle	Cu	conical
604500056.RAL9005		RAL9005	M22x1,5	1/2"	angle	Pex	conical
604500057.RAL9005		RAL9005	M22x1,5	1/2"	angle	Steel 1/2"	conical
604500058.RAL9005		RAL9005	M22x1,5	1/2"	angle	Cu	cylindrical thin
604500059.RAL9005		RAL9005	M22x1,5	1/2"	angle	Pex	cylindrical thin
604500060.RAL9005		RAL9005	M22x1,5	1/2"	angle	Steel 1/2"	cylindrical thin
604500061.RAL9005		RAL9005	M22x1,5	1/2"	angle	Cu	cylindrical thick
604500062.RAL9005		RAL9005	M22x1,5	1/2"	angle	Pex	cylindrical thick
604500063.RAL9005		RAL9005	M22x1,5	1/2"	angle	Steel 1/2"	cylindrical thick

PAINTED ASSORTMENT

ELEGANT PRESTIGE THERMOSTATIC VALVE SETS

Product Code		Colour	Pipe connection	Radiator connection	Pattern	Connector	Type of wooden handwheel
604500127.RAL	E	RAL	M22x1,5	1/2"	angle	Cu	conical
604500128.RAL	E	RAL	M22x1,5	1/2"	angle	Pex	conical
604500129.RAL	E	RAL	M22x1,5	1/2"	angle	Steel 1/2"	conical
604500130.RAL	E	RAL	M22x1,5	1/2"	angle	Cu	cylindrical thick
604500131.RAL	E	RAL	M22x1,5	1/2"	angle	Pex	cylindrical thick
604500132.RAL	E	RAL	M22x1,5	1/2"	angle	Steel 1/2"	cylindrical thick
604500127.S	E	Special	M22x1,5	1/2"	angle	Cu	conical
604500128.S	E	Special	M22x1,5	1/2"	angle	Pex	conical
604500129.S	E	Special	M22x1,5	1/2"	angle	Steel 1/2"	conical
604500130.S	E	Special	M22x1,5	1/2"	angle	Cu	cylindrical thick
604500131.S	E	Special	M22x1,5	1/2"	angle	Pex	cylindrical thick
604500132.S	E	Special	M22x1,5	1/2"	angle	Steel 1/2"	cylindrical thick
604500127.RAL9005	E	RAL9005	M22x1,5	1/2"	angle	Cu	conical
604500128.RAL9005	E	RAL9005	M22x1,5	1/2"	angle	Pex	conical
604500129.RAL9005	E	RAL9005	M22x1,5	1/2"	angle	Steel 1/2"	conical
604500130.RAL9005	E	RAL9005	M22x1,5	1/2"	angle	Cu	cylindrical thick
604500131.RAL9005	E	RAL9005	M22x1,5	1/2"	angle	Pex	cylindrical thick
604500132.RAL9005	E	RAL9005	M22x1,5	1/2"	angle	Steel 1/2"	cylindrical thick

SQUARE THERMOSTATIC VALVE SETS

Product Code		Colour	Radiator connection	Pattern	Integrated connector
605800013.RAL	E	RAL	1/2"	angle	Cu
605800033.RAL	E	RAL	1/2"	angle	Pex
605800053.RAL	E	RAL	1/2"	angle	Steel 1/2"
605800013.S	E	Special	1/2"	angle	Cu
605800033.S	E	Special	1/2"	angle	Pex
605800053.S	E	Special	1/2"	angle	Steel 1/2"
605800013.RAL9005	E	RAL9005	1/2"	angle	Cu
605800033.RAL9005	E	RAL9005	1/2"	angle	Pex
605800053.RAL9005	E	RAL9005	1/2"	angle	Steel 1/2"
605800014.RAL	E	RAL	1/2"	side-angle	Cu
605800034.RAL	E	RAL	1/2"	side-angle	Pex
605800054.RAL	E	RAL	1/2"	side-angle	Steel 1/2"
605800014.S	E	Special	1/2"	side-angle	Cu
605800034.S	E	Special	1/2"	side-angle	Pex
605800054.S	E	Special	1/2"	side-angle	Steel 1/2"
605800014.RAL9005	E	RAL9005	1/2"	side-angle	Cu
605800034.RAL9005	E	RAL9005	1/2"	side-angle	Pex
605800054.RAL9005	E	RAL9005	1/2"	side-angle	Steel 1/2"

SQUARE MANUAL VALVE SETS

Product Code		Colour	Radiator connection	Pattern	Integrated connector
605800061.RAL	E	RAL	1/2"	angle	Cu
605800061.RAL9005	E	RAL9005	1/2"	angle	Cu
605800061.S	E	SPECIAL	1/2"	angle	Cu
605800067.RAL	E	RAL	1/2"	side-angle	Cu
605800067.RAL9005	E	RAL9005	1/2"	side-angle	Cu
605800067.S	E	SPECIAL	1/2"	side-angle	Cu
605800081.RAL	E	RAL	1/2"	angle	Pex
605800081.RAL9005	E	RAL9005	1/2"	angle	Pex
605800081.S	E	SPECIAL	1/2"	angle	Pex
605800087.RAL	E	RAL	1/2"	side-angle	Pex
605800087.RAL9005	E	RAL9005	1/2"	side-angle	Pex
605800087.S	E	SPECIAL	1/2"	side-angle	Pex
605800101.RAL	E	RAL	1/2"	angle	Steel 1/2"
605800101.RAL9005	E	RAL9005	1/2"	angle	Steel 1/2"
605800101.S	E	SPECIAL	1/2"	angle	Steel 1/2"
605800107.RAL	E	RAL	1/2"	side-angle	Steel 1/2"
605800107.RAL9005	E	RAL9005	1/2"	side-angle	Steel 1/2"
605800107.S	E	SPECIAL	1/2"	side-angle	Steel 1/2"

SQUARE THERMOSTATIC DUO-PLEX VALVE SETS

Product Code		Colour	Radiator connection	Pattern	Integrated connector	Left side	Right side
605900097.RAL	E	RAL	1/2"	angle right	Cu	↑	↓
605900097.RAL9005	E	RAL9005	1/2"	angle right	Cu	↑	↓
605900097.S	E	Special	1/2"	angle right	Cu	↑	↓
605900098.RAL	E	RAL	1/2"	angle right	Pex	↑	↓
605900098.RAL9005	E	RAL9005	1/2"	angle right	Pex	↑	↓
605900098.S	E	Special	1/2"	angle right	Pex	↑	↓
605900099.RAL	E	RAL	1/2"	angle right	Steel 1/2"	↑	↓
605900099.RAL9005	E	RAL9005	1/2"	angle right	Steel 1/2"	↑	↓
605900099.S	E	Special	1/2"	angle right	Steel 1/2"	↑	↓
605900100.RAL	E	RAL	1/2"	angle left	Cu	↓	↑
605900100.RAL9005	E	RAL9005	1/2"	angle left	Cu	↓	↑
605900100.S	E	Special	1/2"	angle left	Cu	↓	↑
605900101.RAL	E	RAL	1/2"	angle left	Pex	↓	↑
605900101.RAL9005	E	RAL9005	1/2"	angle left	Pex	↓	↑
605900101.S	E	Special	1/2"	angle left	Pex	↓	↑
605900102.RAL	E	RAL	1/2"	angle left	Steel 1/2"	↓	↑
605900102.RAL9005	E	RAL9005	1/2"	angle left	Steel 1/2"	↓	↑
605900102.S	E	Special	1/2"	angle left	Steel 1/2"	↓	↑

PAINTED ASSORTMENT

SQUARE MANUAL DUO-PLEX VALVE SETS

Product Code	Colour	Radiator connection	Pattern	Integrated connector	Left side	Right side
605900111.RAL	E	RAL	1/2"	angle right	Cu	↑ ↓
605900111.RAL9005	E	RAL9005	1/2"	angle right	Cu	↑ ↓
605900111.S	E	Special	1/2"	angle right	Cu	↑ ↓
605900112.RAL	E	RAL	1/2"	angle right	Pex	↑ ↓
605900112.RAL9005	E	RAL9005	1/2"	angle right	Pex	↑ ↓
605900112.S	E	Special	1/2"	angle right	Pex	↑ ↓
605900113.RAL	E	RAL	1/2"	angle right	Steel 1/2"	↑ ↓
605900113.RAL9005	E	RAL9005	1/2"	angle right	Steel 1/2"	↑ ↓
605900113.S	E	Special	1/2"	angle right	Steel 1/2"	↑ ↓
605900114.RAL	E	RAL	1/2"	angle left	Cu	↓ ↑
605900114.RAL9005	E	RAL9005	1/2"	angle left	Cu	↓ ↑
605900114.S	E	Special	1/2"	angle left	Cu	↓ ↑
605900115.RAL	E	RAL	1/2"	angle left	Pex	↓ ↑
605900115.RAL9005	E	RAL9005	1/2"	angle left	Pex	↓ ↑
605900115.S	E	Special	1/2"	angle left	Pex	↓ ↑
605900116.RAL	E	RAL	1/2"	angle left	Steel 1/2"	↓ ↑
605900116.RAL9005	E	RAL9005	1/2"	angle left	Steel 1/2"	↓ ↑
605900116.S	E	Special	1/2"	angle left	Steel 1/2"	↓ ↑

THERMOSTATIC T-CONNECTIONS FOR ELECTRIC HEATERS

Product Code	Colour	Pipe connection	Radiator connection	Heater connection	Pattern	Connector	Left side	Right side
604900040	E	RAL9005	M22x1,5	1/2"	1/2"	side-angle left	Cu	↑
604900041	E	RAL9005	M22 x 1,5	1/2"	1/2"	side-angle left	Pex	↑
604900042	E	RAL9005	M22 x 1,5	1/2"	1/2"	side-angle left	Steel 1/2"	↑
604900046.RAL	E	RAL	M22 x 1,5	1/2"	1/2"	side-angle left	Cu	↑
604900047.RAL	E	RAL	M22 x 1,5	1/2"	1/2"	side-angle left	Pex	↑
604900048.RAL	E	RAL	M22 x 1,5	1/2"	1/2"	side-angle left	Steel 1/2"	↑
604900046.S	E	Special	M22 x 1,5	1/2"	1/2"	side-angle left	Cu	↑
604900047.S	E	Special	M22 x 1,5	1/2"	1/2"	side-angle left	Pex	↑
604900048.S	E	Special	M22 x 1,5	1/2"	1/2"	side-angle left	Steel 1/2"	↑
604900037	E	RAL9005	M22 x 1,5	1/2"	1/2"	side-angle right	Cu	↑
604900038	E	RAL9005	M22 x 1,5	1/2"	1/2"	side-angle right	Pex	↑
604900039	E	RAL9005	M22 x 1,5	1/2"	1/2"	side-angle right	Steel 1/2"	↑
604900043.RAL	E	RAL	M22 x 1,5	1/2"	1/2"	side-angle right	Cu	↑
604900044.RAL	E	RAL	M22 x 1,5	1/2"	1/2"	side-angle right	Pex	↑
604900045.RAL	E	RAL	M22 x 1,5	1/2"	1/2"	side-angle right	Steel 1/2"	↑
604900043.S	E	Special	M22 x 1,5	1/2"	1/2"	side-angle right	Cu	↑
604900044.S	E	Special	M22 x 1,5	1/2"	1/2"	side-angle right	Pex	↑
604900045.S	E	Special	M22 x 1,5	1/2"	1/2"	side-angle right	Steel 1/2"	↑

MANUAL T-CONNECTIONS FOR ELECTRIC HEATERS

Product Code	Colour	Pipe connection	Radiator connection	Heater connection	Pattern	Connector	Left side	Right side
604900090.RAL	E	RAL	M22 x 1,5	1/2"	1/2"	side-angle left	Cu	↑
604900091.RAL	E	RAL	M22 x 1,5	1/2"	1/2"	side-angle left	Pex	↑
604900092.RAL	E	RAL	M22 x 1,5	1/2"	1/2"	side-angle left	Steel 1/2"	↑
604900096	E	RAL9005	M22 x 1,5	1/2"	1/2"	side-angle left	Cu	↑
604900097	E	RAL9005	M22 x 1,5	1/2"	1/2"	side-angle left	Pex	↑
604900098	E	RAL9005	M22 x 1,5	1/2"	1/2"	side-angle left	Steel 1/2"	↑
604900090.S	E	Special	M22 x 1,5	1/2"	1/2"	side-angle left	Cu	↑
604900091.S	E	Special	M22 x 1,5	1/2"	1/2"	side-angle left	Pex	↑
604900092.S	E	Special	M22 x 1,5	1/2"	1/2"	side-angle left	Steel 1/2"	↑
604900087.RAL	E	RAL	M22 x 1,5	1/2"	1/2"	side-angle right	Cu	↑
604900088.RAL	E	RAL	M22 x 1,5	1/2"	1/2"	side-angle right	Pex	↑
604900089.RAL	E	RAL	M22 x 1,5	1/2"	1/2"	side-angle right	Steel 1/2"	↑
604900093	E	RAL9005	M22 x 1,5	1/2"	1/2"	side-angle right	Cu	↑
604900094	E	RAL9005	M22 x 1,5	1/2"	1/2"	side-angle right	Pex	↑
604900095	E	RAL9005	M22 x 1,5	1/2"	1/2"	side-angle right	Steel 1/2"	↑
604900087.S	E	Special	M22 x 1,5	1/2"	1/2"	side-angle right	Cu	↑
604900088.S	E	Special	M22 x 1,5	1/2"	1/2"	side-angle right	Pex	↑
604900089.S	E	Special	M22 x 1,5	1/2"	1/2"	side-angle right	Steel 1/2"	↑

LOCKSHIELD T-CONNECTIONS FOR ELECTRIC HEATERS

Product Code	Colour	Pipe connection	Radiator connection	Heater connection	Pattern	Connector	Left side	Right side
605000040	E	RAL9005	M22 x 1,5	1/2"	1/2"	side-angle left	Cu	↓
605000041	E	RAL9005	M22 x 1,5	1/2"	1/2"	side-angle left	Pex	↓
605000042	E	RAL9005	M22 x 1,5	1/2"	1/2"	side-angle left	Steel 1/2"	↓
605000046.RAL	E	RAL	M22 x 1,5	1/2"	1/2"	side-angle left	Cu	↓
605000047.RAL	E	RAL	M22 x 1,5	1/2"	1/2"	side-angle left	Pex	↓
605000048.RAL	E	RAL	M22 x 1,5	1/2"	1/2"	side-angle left	Steel 1/2"	↓
605000046.S	E	Special	M22 x 1,5	1/2"	1/2"	side-angle left	Cu	↓
605000047.S	E	Special	M22 x 1,5	1/2"	1/2"	side-angle left	Pex	↓
605000048.S	E	Special	M22 x 1,5	1/2"	1/2"	side-angle left	Steel 1/2"	↓
605000037	E	RAL9005	M22 x 1,5	1/2"	1/2"	side-angle right	Cu	↓
605000038	E	RAL9005	M22 x 1,5	1/2"	1/2"	side-angle right	Pex	↓
605000039	E	RAL9005	M22 x 1,5	1/2"	1/2"	side-angle right	Steel 1/2"	↓
605000043.RAL	E	RAL	M22 x 1,5	1/2"	1/2"	side-angle right	Cu	↓
605000044.RAL	E	RAL	M22 x 1,5	1/2"	1/2"	side-angle right	Pex	↓
605000045.RAL	E	RAL	M22 x 1,5	1/2"	1/2"	side-angle right	Steel 1/2"	↓
605000043.S	E	Special	M22 x 1,5	1/2"	1/2"	side-angle right	Cu	↓
605000044.S	E	Special	M22 x 1,5	1/2"	1/2"	side-angle right	Pex	↓
605000045.S	E	Special	M22 x 1,5	1/2"	1/2"	side-angle right	Steel 1/2"	↓

PAINTED ASSORTMENT

DUO-PLEX MANUAL CONNECTION BLOCKS

Product Code	Colour	Pipe connection	Radiator connection	Pattern	Nipples	Left side	Right side	Additional information
606300103.RAL	E RAL	M22x1,5	3/4"	angle left	yes	↓	↑	
606300104.RAL	E RAL	M22x1,5	3/4"	angle left	no	↓	↑	
606300103.RAL9005	E RAL9005	M22x1,5	3/4"	angle left	yes	↓	↑	
606300104.RAL9005	E RAL9005	M22x1,5	3/4"	angle left	no	↓	↑	
606300103.S	E Special	M22x1,5	3/4"	angle left	yes	↓	↑	
606300104.S	E Special	M22x1,5	3/4"	angle left	no	↓	↑	
606300101.RAL	E RAL	M22x1,5	3/4"	angle right	yes	↑	↓	
606300102.RAL	E RAL	M22x1,5	3/4"	angle right	no	↑	↓	
606300101.RAL9005	E RAL9005	M22x1,5	3/4"	angle right	yes	↑	↓	Pipe connectors for the valve need to be ordered separately, listed on page: 131
606300102.RAL9005	E RAL9005	M22x1,5	3/4"	angle right	no	↑	↓	
606300101.S	E Special	M22x1,5	3/4"	angle right	yes	↑	↓	
606300102.S	E Special	M22x1,5	3/4"	angle right	no	↑	↓	
606300105.RAL	E RAL	M22x1,5	3/4"	straight	yes			
606300106.RAL	E RAL	M22x1,5	3/4"	straight	no			
606300105.RAL9005	E RAL9005	M22x1,5	3/4"	straight	yes			
606300106.RAL9005	E RAL9005	M22x1,5	3/4"	straight	no			
606300105.S	E Special	M22x1,5	3/4"	straight	yes			
606300106.S	E Special	M22x1,5	3/4"	straight	no			

MANUAL T-CONNECTION BLOCKS

Product Code	Colour	Pipe connection	Radiator connection	Pattern	Left side	Right side	Additional information
606300202.RAL	E RAL	M22x1,5	1/2"	angle left	↓	↑	
606300202.RAL9005	E RAL9005	M22x1,5	1/2"	angle left	↓	↑	
606300202.S	E Special	M22x1,5	1/2"	angle left	↓	↑	
606300201.RAL	E RAL	M22x1,5	1/2"	angle right	↑	↓	
606300201.RAL9005	E RAL9005	M22x1,5	1/2"	angle right	↑	↓	Pipe connectors for the valve need to be ordered separately, listed on page: 131
606300201.S	E Special	M22x1,5	1/2"	angle right	↑	↓	
606300203.RAL	E RAL	M22x1,5	1/2"	straight			
606300203.RAL9005	E RAL9005	M22x1,5	1/2"	straight			
606300203.S	E Special	M22x1,5	1/2"	straight			

CONNECTORS

Product Code	Colour	Internal thread	Connector
602500002.RAL	E RAL	M22x1,5 x 15 mm	For copper pipes
602500002.RAL9005	E RAL9005	M22x1,5 x 15 mm	For copper pipes
602500002.S	E Special	M22x1,5 x 15 mm	For copper pipes
602600003.RAL	E RAL	M22x1,5 – 16x2	For plastic pipes
602600003.RAL9005	E RAL9005	M22x1,5 – 16x2	For plastic pipes
602600003.S	E Special	M22x1,5 – 16x2	For plastic pipes
602700002.RAL	E RAL	M22x1,5 x 1/2"	For steel 1/2" pipes
602700002.RAL9005	E RAL9005	M22x1,5 x 1/2"	For steel 1/2" pipes
602700002.S	E Special	M22x1,5 x 1/2"	For steel 1/2" pipes

PIPE AND ROSETTE SET

Product Code	Colour	Pipe diameter	Rosette size
603000083.RAL	RAL	22	22x45 mm
603000083.S	Special	22	22x45 mm
603000083.RAL9005	RAL9005	22	22x45 mm

Thermostatic head Brillant Mini



PAINTED ASSORTMENT

TECHNOLINE ASSORTMENT



Exclusive H-valve set for V-type
50 mm radiator, angle

60100072

Set includes: Exclusive H-valve, 2 pcs. Nipple
1/2x3/4, Thermostatic head.

Product Code	Colour	Pipe connection	Radiator connection	Pattern	Additional information
60100072	E Technoline	M22x1,5	3/4"	angle	Pipe connectors for the valve need to be ordered separately, listed on page: 104-106
60100073	E Technoline	M22x1,5	3/4"	straight	



Duo-plex Mini set with Mini head , angle left

606100088

Set includes: DUO-PLEX valve, 2 pcs. Nipple
1/2x3/4, Thermostatic head.

Product Code	Colour	Pipe connection	Radiator connection	Pattern	Additional information
606100088	E Technoline	M22x1,5	3/4"	angle left	Pipe connectors for the valve need to be ordered separately, listed on page: 104-106
606100092	E Technoline	M22x1,5	3/4"	straight	
606100090	E Technoline	M22x1,5	3/4"	angle right	




Elegant Mini Thermostatic Set, angle
603400053

Set includes: Thermostatic head, thermostatic valve, lockshield valve.

Product Code	Colour	Pipe connection	Radiator connection	Pattern	Additional information
603400053	E Technoline	M22x1,5	1/2"	angle	
603400054	E Technoline	M22x1,5	1/2"	straight	Pipe connectors for the valve need to be ordered separately, listed on page: 104-106
603400055	E Technoline	M22x1,5	1/2"	side-angle (Supply on the left)	
603400078	E Technoline	M22x1,5	1/2"	side-angle (Supply on the right)	



Thermostatic head Brillant Mini
601100026

Product Code	Product name	Colour	Temperature regulation range	Connection thread	Closing dimension
601100026	E Thermostatic head Brillant	Technoline	8 – 30	M30x1.5	11,5 mm 

CHARITABLE ACTIVITY

In accordance with our philosophy we multiply the success of the business by sharing it with others. As part of its corporate social responsibility strategy Schlosser pursues charitable activity supporting, in particular, initiatives in the area of education, culture and sport for children and young people.

We support the following organisations:

FUNDACJA ROZWOJU KOMPETENCJI SPOŁECZNYCH I EDUKACJI TRAMPOLINA
FUNDACJA POZYTYWNEJ EDUKACJI
STOWARZYSZENIE SOS WIOSKI DZIECIĘCE
TOWARZYSTWO OPIEKI NAD OCIEMNIAŁYMI
FUNDACJA CHCEmisie
KINDERKI KINDERGARTEN
PKN UNICEF POLSKI KOMITET NARODOWY
STOWARZYSZENIE MONAR
PW DAR SERCA
STOWARZYSZENIE ALTER EGO
FUNDACJA DZIECIOM ZDAŹYĆ Z POMOCĄ
FUNDACJA POMOCY DZIECIOM W WYPADKACH KOMUNIKACYJNYCH „WRÓĆ”
PRZEDSZKOLE NR 35 W ZABRZU
FUNDACJA SŁONECZKO
SZKOŁA PODSTAWOWA STOWARZYSZENIA PRZYJACIÓŁ SZKÓŁ KATOLICKICH
STOWARZYSZENIE POMOCY MŁODZIEŻY ANASTASIS
FUNDACJA WSPÓLNA NADZIEJA
ORZESZEK SPECIAL KINDERGARTEN
YOUTH REHABILITATION CENTRE IN KIEKRZ
AMUN WYDAWNICTWO ARTYSTÓW MALUJĄCYCH USTAMI I NOGAMI
FUNDACJA WSPÓLNA NADZIEJA
FUNDACJA PODARUJMY ŻYCIE
KLUB DUSZNIKI
LIONS CLUB POZNAŃ NEW DESIGN
FUNDACJA ŻŁOTOWIANKA
POLISH RED CROSS
FUNDACJA PRZYJACIÓŁ PLANETARIUM





Heiztechnik Gruppe Polska
spółka z ograniczoną odpowiedzialnością sp.k.

ul. Przetęcz 27, 60-115 Poznań
Tel: +48 061 830 50 05
fax: +48 061 830 73 63

office@schlosser.com.pl
www.schlosser.com.pl